

# The Circuit Courts

## THE CIRCUIT COURTS

The circuit courts are the highest common law and equity courts of record exercising original jurisdiction within the State. Each has full common law and equity powers and jurisdiction in all civil and criminal cases within its county, along with all of the additional powers and jurisdiction conferred by the Constitution and the law, except when jurisdiction has been limited or conferred upon another tribunal by law. The circuit courts handle nearly 300,000 cases per year. In addition to their judicial functions, the circuit courts are responsible for recording the State's land records

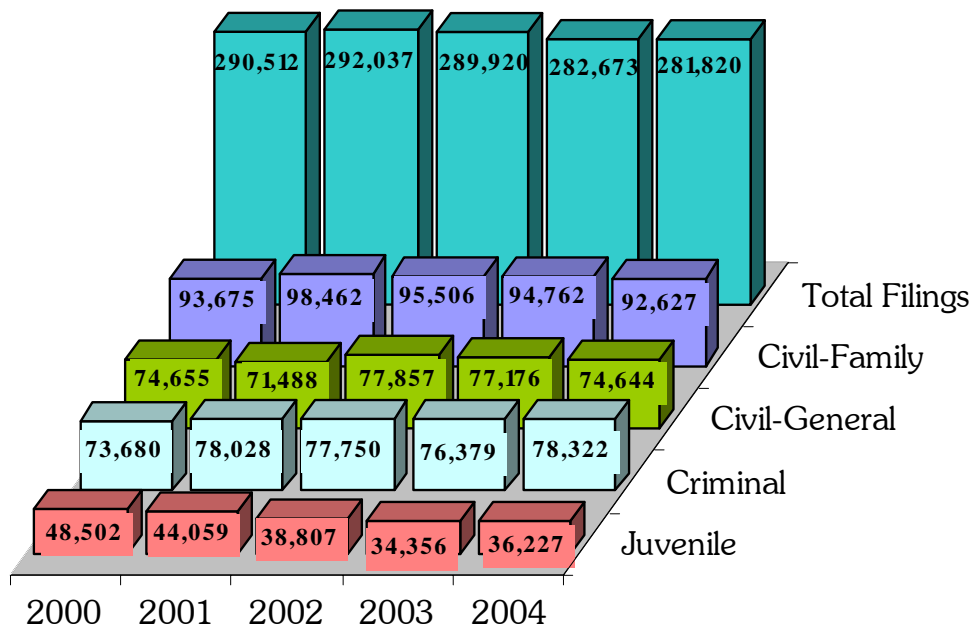
transactions, as well as issuing a number of business licenses and marriage licenses. The judges and clerks of court often are called upon to perform civil marriage ceremonies.

There is a circuit court in each county of the State and Baltimore City. Its jurisdiction is very broad, but generally, it handles the major civil cases, the more serious criminal matters, and all family matters. The circuit courts also decide appeals from the District Court and certain administrative agencies.

The courts are grouped into eight geographical circuits. Each of the first seven circuits comprises two

or more counties, while the Eighth Judicial Circuit only consists of Baltimore City. As of July 1, 2003, there were 146 authorized circuit court judgeships, with at least one judge for each county and 30 in Baltimore City. There are seven single-judge jurisdictions in the State. Unlike the other three court levels in Maryland, there is no chief judge who is administrative head of the circuit courts. There are, however, eight circuit administrative judges appointed by the Chief Judge of the Court of Appeals. They perform administrative duties in each of their respective circuits and are assisted by county

**TABLE CC-1  
CIRCUIT COURT - FILINGS BY FISCAL YEAR**



administrative judges.

Each circuit court judge initially is appointed to office by the Governor and must stand for election at the next general election which follows, by at least one year, the vacancy the judge was appointed to fill. The judge may be opposed by one or more members of the bar. The successful candidate is elected to a fifteen-year term of office.

The Circuit Courts have experienced a slight decrease in overall filing activity over the last three years. Total filings reportedly decreased approximately 2.6 percent, from 289,920 filings in Fiscal Year 2002, to 282,211 filings in Fiscal Year 2004. Contributing most significantly to the decline were decreases in four of the five larger jurisdictions.

The greatest statistical decrease was reported by Prince George's County, with 40,615 filings in Fiscal Year 2002, compared to 37,383 in Fiscal Year 2004 representing a decrease of eight percent. Baltimore City followed, with 68,457 filings in Fiscal Year 2002, compared to the Fiscal Year 2004 level of 67,291 filings, representing a decrease of approximately 1.7 percent. Montgomery and Baltimore Counties each reported a decrease of 2.7 percent. There were 34,493 total filings reported by Montgomery County during Fiscal Year 2004, compared with the Fiscal Year 2002 total of 35,921 filings, while Baltimore County's 29,078 Fiscal Year 2004 filings represented a decrease from the 29,874 filings reported in Fiscal Year 2002. In contrast, Anne Arundel County was the only large jurisdiction to report an increase over the three-year period. This jurisdiction reported an increase of approximately 15.2 percent, from 20,712 filings in Fiscal Year 2002, to 23,853 filings in Fiscal Year

2004. Largely responsible for the increase in Anne Arundel County were three-year increases in three of the four major functional areas.

### **Filings**

Over the last three years, overall decreases were reported in three of the four major functional areas, with the only increase occurring in criminal cases. Civil-general filings decreased most significantly over the three-year period, from 77,857 filings in Fiscal Year 2002, to 74,644 in Fiscal Year 2004, representing a decrease of more than four percent. During Fiscal Year 2002, civil-general filings comprised 27 percent of the total caseload, compared with 26.5 percent of the total in Fiscal Year 2004. Civil-family filings followed, decreasing three percent, from 95,506 filings in Fiscal Year 2002, to 92,627 filings in Fiscal Year 2004. Despite the overall decreases, civil-family filings continued to comprise the greatest percentage of total filings, with 33 percent in both Fiscal Years 2002 and 2004. Finally, juvenile filings decreased approximately 5.6 percent, from 38,807 filings in Fiscal Year 2002, to 36,618 filings in Fiscal Year 2004. Approximately 13.4 percent of the Fiscal Year 2002 total caseload comprised juvenile matters, compared with 13 percent during Fiscal Year 2004. The decrease in juvenile filings may be partly attributed to changes with regard to the manner in which child welfare cases are reported. As previously mentioned, criminal was the only case type in which an increase occurred over the three-year period, from 77,750 filings in Fiscal Year 2002, to 78,322 filings in Fiscal Year 2004. Criminal filings comprised 27 percent of the total number of filings in Fiscal Year 2002, compared to 28 percent in

Fiscal Year 2004.

As noted, civil-general filings decreased more than four percent between Fiscal Years 2002 and 2004. Responsible for the decrease were decreases in nearly every category of civil-general filings, with the most significant decreases reported in other tort, other law, and "unreported" case filings. Since Fiscal Year 2002, the only increases were reported in motor tort, contested confessed judgment and other general cases. Among the five largest jurisdictions, decreases in civil-general cases were reported by Montgomery and Prince George's Counties, and Baltimore City, while Baltimore and Anne Arundel Counties reported increases over the three-year period. Among the jurisdictions reporting decreases, Baltimore City reported the most significant decrease in civil-general filings, from 19,432 filings in Fiscal Year 2002, to 17,977 in Fiscal Year 2004, representing a decrease of approximately 7.5 percent. The decrease in Baltimore City can be attributed to decreases in all categories with the exception of motor tort and other general filings. Montgomery County followed, with 14,035 civil-general filings in Fiscal Year 2002, compared to 12,882 filings in Fiscal Year 2004, representing a decrease of more than eight percent. In this jurisdiction, the most significant decreases were reported in other general and unreported category filings. Prince George's County reported a decrease of approximately 5.4 percent in civil-general filings, from 11,971 filings in Fiscal Year 2002, to 11,330 in Fiscal Year 2004. Among the categories of civil-general filings, the most significant decreases in this jurisdiction were reported in contract and other general filings. The remaining two larger jurisdictions reported increases in civil-general filings between Fiscal

Years 2002 and 2004. Baltimore County reported the most significant increase, from 8,729 civil-general filings in Fiscal Year 2002, to 9,166 in Fiscal Year 2004, representing an increase of approximately five percent. Anne Arundel County followed with a minimal increase of 2.1 percent, from 6,476 civil-general filings in Fiscal Year 2002, to 6,615 in Fiscal Year 2004.

With respect to distribution of filings, Baltimore City comprised approximately 24.1 percent of the total number of civil-general filings in Fiscal Year 2004, followed by Montgomery County, which accounted for approximately 17.2 percent of the total. Prince George's County comprised 15.2 percent of the total, while Baltimore and Anne Arundel Counties comprised 12.3 percent and 8.8 percent of the total number of civil-general filings, respectively.

Civil-family filings decreased approximately three percent between Fiscal Years 2002 and 2004. Decreases were reported by Baltimore City and Baltimore and Montgomery Counties, however, these decreases were mitigated by increases in Anne Arundel and Prince George's Counties. Baltimore City reported the most significant decrease in civil-family filings, from 12,757 filings in Fiscal Year 2002, to 11,923 in Fiscal Year 2004, representing a decrease of approximately 6.5 percent. In addition, this jurisdiction comprised approximately 12.8 percent of the total number of civil-family filings in Fiscal Year 2004. Largely responsible for the decrease in Baltimore City were significant decreases in paternity and domestic violence filings. Baltimore County followed, decreasing 5.5 percent, from 9,723 filings in Fiscal Year 2002, to 9,189 in Fiscal Year 2004. Approximately

10 percent of the total number of civil-family filings were reported by Baltimore County. The decrease in the aforementioned jurisdiction is largely due to a significant decrease in domestic violence and divorce/nullity filings over the three-year period. Finally, Montgomery County reported 11,146 civil-family filings in Fiscal Year 2002, compared to 11,133 in Fiscal Year 2004, representing a decrease of less than one percent. This jurisdiction comprised approximately 12 percent of the total number of civil-family filings in Fiscal Year 2004. Anne Arundel County reported the most significant increase in civil-family filings over the three-year period, from 5,436 filings in Fiscal Year 2002, to 8,270 in Fiscal Year 2004, representing an increase of approximately 52 percent. Anne Arundel County reported increases in all categories of civil-family filings, with the most significant increase in other domestic relations and paternity filings. The marked increase in Anne Arundel County's civil-family filings can also be attributed to significant increases in divorce/nullity and paternity re-opened filings. This jurisdiction accounted for approximately 5.7 percent of the total number of civil-family filings in Fiscal Year 2002, compared to 8.9 percent in Fiscal Year 2004. Lastly, Prince George's County reported an increase of approximately 3.8 percent in filings, from 14,442 filings in Fiscal Year 2002, to 14,993 in Fiscal Year 2004. Responsible for the increase in Prince George's County were increases in divorce/nullity and paternity cases. This jurisdiction comprised the greatest percentage of the total number of civil-family filings in Fiscal Year 2004, with 16.2 percent of the total.

Criminal filings was the only case type in which an increase occurred, however slight, over the last three

years, from 77,750 filings in Fiscal Year 2002, to 78,322 in Fiscal Year 2004, representing an increase of less than one percent. Responsible for the minimal increase in criminal filings were increases reported by Baltimore City and Anne Arundel County. These increases were mitigated by significant decreases in Montgomery, Prince George's and Baltimore Counties. Baltimore City reported the most significant increase in criminal filings, from 25,378 filings in Fiscal Year 2002, to 27,189 in Fiscal Year 2004, representing an increase of more than seven percent over the three-year period. Baltimore City's increase is directly attributable to a 14 percent rise in indictment/information filings. Additionally, Baltimore City comprised the greatest percentage of criminal filings in Fiscal Year 2004, with 35 percent of the total. Anne Arundel County reported a lesser increase, from 6,159 criminal filings in Fiscal Year 2002, to 6,389 in Fiscal Year 2004, representing an increase of approximately 3.7 percent. The increase in Anne Arundel County can be attributed to an increase in jury trial prayers emanating from the District Court. This jurisdiction comprised approximately 8.2 percent of the total number of criminal filings in Fiscal Year 2004. As previously mentioned, Montgomery, Prince George's and Baltimore Counties reported decreases in criminal filings between Fiscal Years 2002 and 2004. The most significant decrease was reported by Montgomery County, with 6,722 filings in Fiscal Year 2002, compared to 5,046 in Fiscal Year 2004, representing a decrease of approximately 25 percent. Responsible for the decrease were significant decreases in jury trial prayers, largely due to the continued use of the Instant Jury Trial Program. Montgomery County comprised approximately 6.4

percent of the total number of criminal filings in Fiscal Year 2004. Prince George's County reported a decrease of more than 16 percent over the three-year period, from 9,640 filings in Fiscal Year 2002, to 8,080 in Fiscal Year 2004. Prince George's County recorded decreases in all criminal case categories, where, again, the most significant decrease was reported in jury trial prayers. Additionally, this jurisdiction comprised approximately 10.3 percent of the total number of criminal filings. Finally, Baltimore County reported 6,807 criminal filings in Fiscal Year 2002, compared to 6,334 in Fiscal Year 2004, representing a decrease of nearly seven percent. Decreases were reported in all categories of criminal filings except jury trial prayers. Baltimore County accounted for more than eight percent of the total number of criminal filings in Fiscal Year 2004.

Between Fiscal Years 2002 and 2004, juvenile filings decreased approximately 5.6 percent. Largely responsible for the decrease were decreases reported by four of the five larger jurisdictions. Of the jurisdictions reporting decreases, the most significant decrease was reported by Prince George's County, from 4,562 juvenile filings in Fiscal Year 2002, compared to 2,980 in Fiscal Year 2004 representing a decrease of 35 percent, with the most significant decrease in delinquency filings. Prince George's County comprised 11.7 percent of the total number of juvenile filings in Fiscal Year 2002, compared to approximately 8.1 percent in Fiscal Year 2004. Baltimore City followed, with 10,890 juvenile filings in Fiscal Year 2002, compared to 10,202 in Fiscal Year 2004, representing a decrease of approximately 6.3 percent. Decreases in Baltimore City occurred in all categories of juvenile filings except child in need

of supervision cases. Additionally, Baltimore City comprised the greatest percentage of juvenile filings in Fiscal Years 2002 and 2004, with 28.1 percent and 28.2 percent of the total, respectively. Baltimore County followed, decreasing nearly five percent, from 4,615 filings in Fiscal Year 2002, to 4,389 in Fiscal Year 2004. The decrease in Baltimore County is mainly attributable to a decrease in delinquency filings. This jurisdiction comprised approximately 12.1 percent of the total number of juvenile filings in Fiscal Year 2004. Anne Arundel County reported a minimal decrease over the three-year period, from 2,641 filings in Fiscal Year 2002, to 2,579 in Fiscal Year 2004, representing a decrease of approximately 2.3 percent. This jurisdiction reported approximately 7.1 percent of the total number of juvenile filings in Fiscal Year 2004, compared to 6.8 percent in Fiscal Year 2002. Responsible for the decrease over the three-year period were decreases in delinquency and child in need of assistance filings. In addition, many decreases in juvenile filings can be attributed to changes in the reporting of child welfare cases. Finally, Montgomery County reported a significant increase of 46.4 percent in juvenile filings over the three-year period, from 4,018 in Fiscal Year 2002, to 5,881 in Fiscal Year 2004 with the most noteworthy increases reported in child in need of assistance, guardianship, and peace order filings.

### **Terminations**

Between Fiscal Years 2002 and 2004, the circuit courts recorded a 6.6 percent decrease in terminations, from 274,927 terminations in Fiscal Year 2002, to 256,698 in Fiscal Year 2004. Four of the five larger jurisdictions

reported decreases in terminations over the three-year period. Prince George's County reported the most significant statistical decrease, from 41,611 terminations in Fiscal Year 2002, to 34,374 in Fiscal Year 2004, representing a decrease of more than 17 percent. Baltimore County followed, reporting 31,996 terminations in Fiscal Year 2002, compared to 25,524 in Fiscal Year 2004, representing a decrease of approximately 20.2 percent. The decrease in terminations in Baltimore County over the three-year period was due to significant decreases in civil-general and civil-family terminations. Montgomery County followed, decreasing 6.3 percent, from 35,585 terminations in Fiscal Year 2002, to 33,333 in Fiscal Year 2004. Baltimore City reported a decrease of 3.3 percent in terminations over the three-year period. Anne Arundel County was the only large jurisdiction to report an increase in overall terminations, from 19,609 in Fiscal Year 2002, to 25,516 in Fiscal Year 2004, representing an increase of more than 30 percent. Responsible for the increase in this jurisdiction were significant increases in all case types except juvenile terminations.

Overall, a decrease of 7.7 percent occurred in civil-general terminations, from 75,791 terminations in Fiscal Year 2002, to 69,937 in Fiscal Year 2004. In Fiscal Years 2002 and 2004, civil-general terminations comprised approximately 27.6 percent and 27.3 percent of the total, respectively. Four of the five larger jurisdictions reported decreases in terminations over the three-year period, with the most significant decrease in Baltimore County. This jurisdiction reported a 22.3 percent decrease in civil-general terminations, from 11,121 in Fiscal Year 2002, to 8,636 in Fiscal Year 2004 with the most noteworthy decreases reported in other tort and

other general case categories. Prince George's County also reported a significant decrease in terminations, from 13,255 in Fiscal Year 2002, to 10,901 in Fiscal Year 2004, representing a nearly 18 percent decrease. This jurisdiction reported decreases in nearly every category of terminations over the three-year period, with the most significant decrease in other tort and contract case categories. Anne Arundel County was the only jurisdiction to report an increase in civil-general terminations, with 5,907 terminations in Fiscal Year 2002, compared to 7,974 in Fiscal Year 2004, representing a three-year increase of approximately 35 percent. This jurisdiction reported significant increases in confessed judgment, other law, and other general terminations.

Civil-family terminations decreased approximately 7.5 percent over the three-year period, from 93,342 terminations in Fiscal Year 2002, to 86,357 in Fiscal Year 2004. Four of the five larger jurisdictions reported decreases in civil-family terminations, with the most significant decrease reported by Baltimore County. This jurisdiction reported a decrease of more than 34 percent, from 11,192 terminations in Fiscal Year 2002, to 7,372 in Fiscal Year 2004. Responsible for the decrease were decreases in all categories of civil-family terminations, with the most noteworthy decrease occurring in divorce/nullity terminations. The other three larger jurisdictions reported minimal decreases in civil-family terminations. Anne Arundel County was the only jurisdiction to report an increase, from 5,480 in Fiscal Year 2002, to 9,451 in Fiscal Year 2004. Responsible for the increase were significant increases in divorce/nullity and other domestic relations terminations.

Also decreasing over the three-

year period were criminal terminations, from 72,859 in Fiscal Year 2002, to 71,297 in Fiscal Year 2004, representing a decrease of more than two percent. Substantial decreases of 29.4 percent and 27.9 percent were reported by Prince George's and Montgomery Counties, respectively. Largely responsible for the decrease in criminal terminations in Prince George's County were decreases in jury trial prayers. Montgomery County also reported significant decreases in jury trial prayer terminations. Baltimore City and Baltimore and Anne Arundel Counties each reported increases in criminal terminations, with the greatest increase reported by Baltimore City. This jurisdiction reported an increase of 6.7 percent, from 23,417 in Fiscal Year 2002, to 24,975 in Fiscal Year 2004, with the greatest increase in indictment/information terminations.

Juvenile terminations decreased approximately 11.6 percent, from 32,935 terminations in Fiscal Year 2002, to 29,107 in Fiscal Year 2004. Four of the five major jurisdictions reported decreases in juvenile terminations, with the greatest decrease reported by Prince George's County with a decrease of more than 43 percent from 3,794 terminations in Fiscal Year 2002, to 2,158 in Fiscal Year 2004. The significant decrease can be attributed to a decrease in delinquency terminations. Baltimore City followed, reporting a decrease of nearly 10 percent in juvenile terminations, from 8,767 in Fiscal Year 2002, to 7,902 in Fiscal Year 2004. Largely responsible for the decrease were decreases in child welfare cases. Montgomery County was the only jurisdiction to report an increase in juvenile terminations, from 4,094 in Fiscal Year 2002, to 4,365 in Fiscal Year 2004, representing an increase of approximately 6.6 percent.

In Fiscal Year 2004, the number of days from filing to the disposition of civil cases was approximately 204 days, representing a decrease of an average of eight days from the Fiscal Year 2002 total of 212 days. Criminal filings were disposed of in an average of 120 days in Fiscal Year 2004, representing an increase from the Fiscal Year 2002 average of 113 days. Finally juvenile filings were disposed of in approximately 78 days in Fiscal Year 2004, increasing slightly from the Fiscal Year 2002 average of 77 days.

### ***Trials/Hearings***

The circuit courts conducted 331,912 judicial proceedings in Fiscal Year 2004. In the previous fiscal year, there were 339,809 judicial proceedings, representing a two-year decrease of approximately 2.3 percent. The overall decrease may be partly attributed to reporting problems with respect to juvenile hearings.

During Fiscal Year 2004, there were 10,846 court and jury trials conducted in the circuit courts, representing an increase of approximately 1.3 percent since Fiscal Year 2003. Overall, court trials decreased approximately 0.7 percent, while jury trials increased approximately eight percent since Fiscal Year 2003. The most significant increase occurred in criminal court trials, from 1,669 court trials in Fiscal Year 2003, to 2,097 in Fiscal Year 2004, representing an increase of approximately 26 percent. Civil court trials decreased most significantly, from 6,581 court trials in Fiscal Year 2003, to 6,092 in Fiscal Year 2004. Over the two-year period, hearings (including civil, criminal, and juvenile) decreased approximately 2.4 percent, from 329,099 hearings in Fiscal Year 2003, to 321,066 in Fiscal Year

2004. Civil hearings increased approximately two percent, from 96,954 in Fiscal Year 2003, to 98,888 in Fiscal Year 2004, while criminal hearings decreased less than one percent since Fiscal Year 2003. Juvenile hearings decreased significantly, however, this may be due to reporting problems.

Since Fiscal Year 2000, jury trial requests emanating from the District Court, have increased approximately 6.2 percent, from 30,333 in Fiscal Year 2000, to 32,202 in Fiscal Year 2004. Anne Arundel County reported a more than 100 percent increase in requests for jury trials, from 532 in Fiscal Year 2000, to 1,268 in Fiscal Year 2004. As a result of the continued utilization of the Instant Jury Trial Prayer Program, Montgomery County reported the most significant decrease in jury trial requests, from 2,014 requests in Fiscal Year 2000, to 639 in Fiscal Year 2004, representing a decrease of approximately 68.3 percent.

Fiscal Year 2004 closed with a total of 238,411 pending cases. Criminal cases comprised the greatest percentage of the pending caseload, with 71,737 cases, representing 30 percent of the total. Civil-family cases followed, with 67,976 cases, comprising approximately 28.5 percent of the total. There were 65,246 civil-general cases, comprising 27.4 percent of the total, while the juvenile pending caseload comprised 14 percent of the total, with 33,382 pending cases.

The Circuit Courts also are responsible for a myriad of non-judicial functions, such as issuing marriage and business licenses and recording land instruments. For the first time, data regarding those functions are included in the *Annual Report*. Data may be incomplete in some jurisdictions. Over the last three years, the Circuit Courts have issued a total of 264,078 business licenses and in excess of 122,000 marriage licenses.

Additionally, the clerks have performed approximately 66,253 civil marriages. During that same period, almost five million land instruments have been recorded, including nearly two million during Fiscal Year 2004 alone. The courts also recorded 390,599 judgments and liens, administered 21,826 oaths to elected officials and gubernatorial appointees, issued 64,651 notaries, and processed 31,533 passports. Over the three-year period, land records and license collections in the Circuit Courts total approximately \$1,312,491,568.

The Circuit Courts continue to serve the citizenry of Maryland in an efficient manner, effectively managing the public's resources as they conduct their judicial or case processing duties, fairly and expeditiously dispensing justice, as well as their non-judicial responsibilities.

| <b>TABLE CC-2</b>                          |  |                     |                |                     |                |                     |
|--|--|---------------------|----------------|---------------------|----------------|---------------------|
| <b>THREE-YEAR COMPARATIVE TABLE</b>        |  |                     |                |                     |                |                     |
| <b>ALL CASES</b>                           |  |                     |                |                     |                |                     |
| <b>FILINGS AND TERMINATIONS</b>            |  |                     |                |                     |                |                     |
| <b>FISCAL YEAR 2002 - FISCAL YEAR 2004</b> |  |                     |                |                     |                |                     |
|  | <b>COMBINED ORIGINAL AND REOPENED CASES FILED AND TERMINATED</b> |                     |                |                     |                |                     |
|  | <b>2001-02</b>   |                     | <b>2002-03</b> |                     | <b>2003-04</b> |                     |
|  | <b>Filings</b>   | <b>Terminations</b> | <b>Filings</b> | <b>Terminations</b> | <b>Filings</b> | <b>Terminations</b> |
| <b>First Circuit</b>                       | <b>15,813</b>  | <b>15,695</b>       | <b>15,189</b>  | <b>13,785</b>       | <b>14,998</b>  | <b>14,303</b>       |
| Dorchester                                 | 2,442  | 2,542               | 2,252          | 2,134               | 2,192          | 2,216               |
| Somerset                                   | 2,016  | 2,019               | 1,865          | 1,717               | 1,916          | 1,844               |
| Wicomico                                   | 6,185  | 5,948               | 6,412          | 5,781               | 5,977          | 5,541               |
| Worcester                                  | 5,170  | 5,186               | 4,660          | 4,153               | 4,913          | 4,702               |
| <b>Second Circuit</b>                      | <b>14,420</b>  | <b>12,922</b>       | <b>13,530</b>  | <b>11,418</b>       | <b>12,765</b>  | <b>11,701</b>       |
| Caroline                                   | 1,845  | 1,641               | 1,827          | 1,393               | 1,831          | 1,744               |
| Cecil                                      | 7,620  | 6,512               | 7,154          | 5,993               | 6,727          | 6,019               |
| Kent                                       | 1,111  | 997                 | 1,087          | 1,030               | 1,160          | 1,031               |
| Queen Anne's                               | 1,515  | 1,467               | 1,488          | 1,382               | 1,453          | 1,360               |
| Talbot                                     | 2,329  | 2,305               | 1,974          | 1,620               | 1,594          | 1,547               |
| <b>Third Circuit</b>                       | <b>40,331</b>  | <b>40,503</b>       | <b>39,726</b>  | <b>33,843</b>       | <b>38,526</b>  | <b>32,459</b>       |
| Baltimore                                  | 29,874   | 31,966              | 30,031         | 26,895              | 29,078         | 25,524              |
| Harford                                    | 10,457   | 8,537               | 9,695          | 6,948               | 9,448          | 6,935               |
| <b>Fourth Circuit</b>                      | <b>13,518</b>  | <b>12,627</b>       | <b>14,148</b>  | <b>13,007</b>       | <b>14,261</b>  | <b>13,047</b>       |
| Allegany                                   | 3,470  | 3,292               | 3,564          | 3,505               | 3,647          | 3,269               |
| Garrett                                    | 1,122  | 911                 | 1,077          | 990                 | 1,118          | 1,082               |
| Washington                                 | 8,926  | 8,424               | 9,507          | 8,512               | 9,496          | 8,696               |
| <b>Fifth Circuit</b>                       | <b>35,344</b>  | <b>33,453</b>       | <b>37,048</b>  | <b>33,395</b>       | <b>37,521</b>  | <b>38,009</b>       |
| Anne Arundel                               | 20,712   | 19,609              | 22,454         | 20,328              | 23,853         | 25,516              |
| Carroll                                    | 6,655  | 6,479               | 7,348          | 6,820               | 6,533          | 5,703               |
| Howard                                     | 7,977  | 7,365               | 7,246          | 6,247               | 7,135          | 6,790               |
| <b>Sixth Circuit</b>                       | <b>45,173</b>  | <b>43,078</b>       | <b>44,526</b>  | <b>43,105</b>       | <b>43,187</b>  | <b>40,324</b>       |
| Frederick                                  | 9,252  | 7,493               | 8,488          | 6,930               | 8,245          | 6,991               |
| Montgomery                                 | 35,921   | 35,585              | 36,038         | 36,175              | 34,942         | 33,333              |
| <b>Seventh Circuit</b>                     | <b>56,864</b>  | <b>57,217</b>       | <b>55,835</b>  | <b>51,839</b>       | <b>53,662</b>  | <b>49,380</b>       |
| Calvert                                    | 4,779  | 4,383               | 4,153          | 3,512               | 4,341          | 3,778               |
| Charles                                    | 8,010  | 7,716               | 8,097          | 7,308               | 7,864          | 7,463               |
| Prince George's                            | 40,615   | 41,611              | 39,866         | 37,541              | 37,383         | 34,374              |
| St. Mary's                                 | 3,460  | 3,507               | 3,719          | 3,478               | 4,074          | 3,765               |
| <b>Eighth Circuit</b>                      | <b>68,457</b>  | <b>59,432</b>       | <b>62,671</b>  | <b>55,342</b>       | <b>67,291</b>  | <b>57,475</b>       |
| Baltimore City                             | 68,457   | 59,432              | 62,671         | 55,342              | 67,291         | 57,475              |
| <b>STATE</b>                               | <b>289,920</b>   | <b>274,927</b>      | <b>282,673</b> | <b>255,734</b>      | <b>282,211</b> | <b>256,698</b>      |



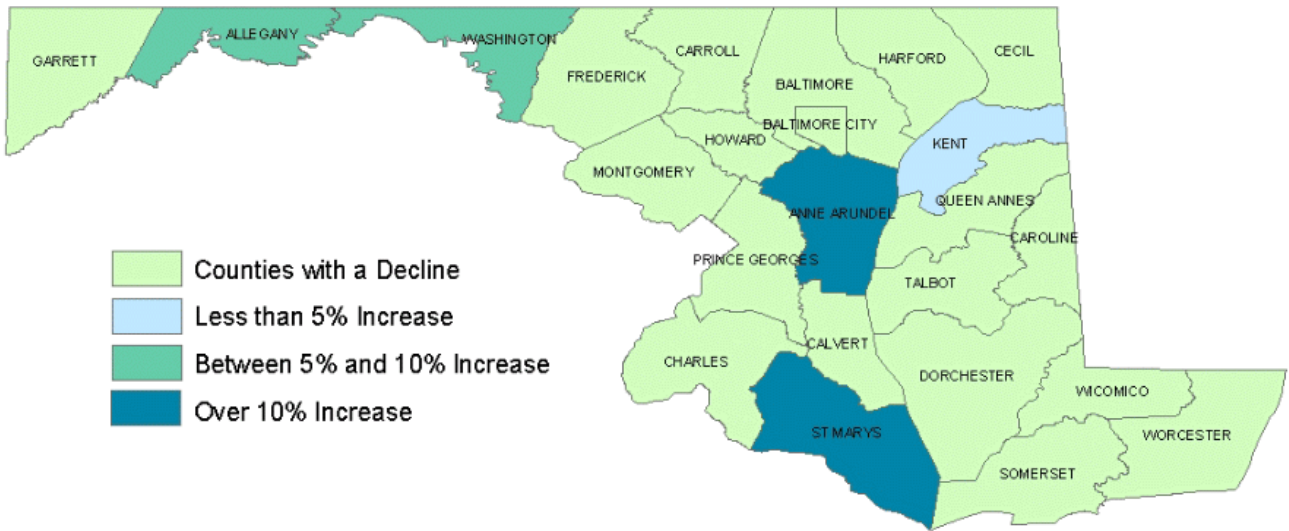
**TABLE CC-3**

**COMPARATIVE TABLE ON FILINGS  
IN THE CIRCUIT COURTS**

**FISCAL YEAR 2003 - FISCAL YEAR 2004**

|                        | CIVIL-GENERAL |               |             | CIVIL-FAMILY  |               |             | CRIMINAL      |               |             | JUVENILE      |               |             | TOTAL          |                |             |
|------------------------|---------------|---------------|-------------|---------------|---------------|-------------|---------------|---------------|-------------|---------------|---------------|-------------|----------------|----------------|-------------|
|                        | 2002-03       | 2003-04       | %<br>Change | 2002-03       | 2003-04       | %<br>Change | 2002-03       | 2003-04       | %<br>Change | 2002-03       | 2003-04       | %<br>Change | 2002-03        | 2003-04        | %<br>Change |
| <b>First Circuit</b>   |               |               |             |               |               |             |               |               |             |               |               |             |                |                |             |
| Dorchester             | 377           | 359           | -4.8        | 1,054         | 1,086         | 3.0         | 693           | 599           | -13.6       | 128           | 148           | 15.6        | 2,252          | 2,192          | -2.7        |
| Somerset               | 294           | 360           | 22.4        | 1,112         | 1,083         | -2.6        | 352           | 341           | -3.1        | 107           | 132           | 23.4        | 1,865          | 1,916          | 2.7         |
| Wicomico               | 857           | 802           | -6.4        | 2,629         | 1,870         | -28.9       | 2,501         | 2,810         | 12.4        | 425           | 495           | 16.5        | 6,412          | 5,977          | -6.8        |
| Worcester              | 986           | 996           | 1.0         | 2,029         | 2,084         | 2.7         | 1,416         | 1,495         | 5.6         | 229           | 338           | 47.6        | 4,660          | 4,913          | 5.4         |
| <b>Second Circuit</b>  |               |               |             |               |               |             |               |               |             |               |               |             |                |                |             |
| Caroline               | 287           | 251           | -12.5       | 1,043         | 1,003         | -3.8        | 331           | 370           | 11.8        | 166           | 207           | 24.7        | 1,827          | 1,831          | 0.2         |
| Cecil                  | 1,176         | 1,240         | 5.4         | 3,617         | 2,736         | -24.4       | 1,963         | 2,285         | 16.4        | 398           | 466           | 17.1        | 7,154          | 6,727          | -6.0        |
| Kent                   | 190           | 230           | 21.1        | 520           | 536           | 3.1         | 274           | 312           | 13.9        | 103           | 82            | -20.4       | 1,087          | 1,160          | 6.7         |
| Queen Anne's           | 491           | 463           | -5.7        | 585           | 513           | -12.3       | 249           | 337           | 35.3        | 163           | 140           | -14.1       | 1,488          | 1,453          | -2.4        |
| Talbot                 | 330           | 279           | -15.5       | 902           | 673           | -25.4       | 436           | 390           | -10.6       | 306           | 252           | -17.6       | 1,974          | 1,594          | -19.3       |
| <b>Third Circuit</b>   |               |               |             |               |               |             |               |               |             |               |               |             |                |                |             |
| Baltimore              | 9,039         | 9,166         | 1.4         | 10,443        | 9,189         | -12.0       | 6,606         | 6,334         | -4.1        | 3,943         | 4,389         | 11.3        | 30,031         | 29,078         | -3.2        |
| Harford                | 1,859         | 1,875         | 0.9         | 4,420         | 3,980         | -10.0       | 2,538         | 2,683         | 5.7         | 878           | 910           | 3.6         | 9,695          | 9,448          | -2.5        |
| <b>Fourth Circuit</b>  |               |               |             |               |               |             |               |               |             |               |               |             |                |                |             |
| Allegany               | 1,004         | 989           | -1.5        | 1,474         | 1,470         | -0.3        | 629           | 743           | 18.1        | 457           | 445           | -2.6        | 3,564          | 3,647          | 2.3         |
| Garrett                | 238           | 243           | 2.1         | 580           | 630           | 8.6         | 160           | 167           | 4.4         | 99            | 78            | -21.2       | 1,077          | 1,118          | 3.8         |
| Washington             | 1,219         | 1,064         | -12.7       | 4,567         | 4,256         | -6.8        | 2,895         | 2,982         | 3.0         | 826           | 1,194         | 44.6        | 9,507          | 9,496          | -0.1        |
| <b>Fifth Circuit</b>   |               |               |             |               |               |             |               |               |             |               |               |             |                |                |             |
| Anne Arundel           | 7,055         | 6,615         | -6.2        | 6,610         | 8,270         | 25.1        | 6,359         | 6,389         | 0.5         | 2,430         | 2,579         | 6.1         | 22,454         | 23,853         | 6.2         |
| Carroll                | 1,502         | 1,203         | -19.9       | 2,618         | 1,979         | -24.4       | 2,242         | 2,414         | 7.7         | 986           | 937           | -5.0        | 7,348          | 6,533          | -11.1       |
| Howard                 | 1,854         | 1,895         | 2.2         | 2,455         | 2,324         | -5.3        | 2,071         | 2,014         | -2.8        | 866           | 902           | 4.2         | 7,246          | 7,135          | -1.5        |
| <b>Sixth Circuit</b>   |               |               |             |               |               |             |               |               |             |               |               |             |                |                |             |
| Frederick              | 1,481         | 1,393         | -5.9        | 3,202         | 3,322         | 3.7         | 2,451         | 2,338         | -4.6        | 1,354         | 1,192         | -12.0       | 8,488          | 8,245          | -2.9        |
| Montgomery             | 14,057        | 12,882        | -8.4        | 11,367        | 11,133        | -2.1        | 5,540         | 5,046         | -8.9        | 5,074         | 5,881         | 15.9        | 36,038         | 34,942         | -3.0        |
| <b>Seventh Circuit</b> |               |               |             |               |               |             |               |               |             |               |               |             |                |                |             |
| Calvert                | 837           | 828           | -1.1        | 2,300         | 2,338         | 1.7         | 450           | 502           | 11.6        | 566           | 673           | 18.9        | 4,153          | 4,341          | 4.5         |
| Charles                | 1,553         | 1,502         | -3.3        | 3,582         | 3,033         | -15.3       | 1,790         | 1,804         | 0.8         | 1,172         | 1,525         | 30.1        | 8,097          | 7,864          | -2.9        |
| Prince George's        | 12,017        | 11,330        | -5.7        | 14,698        | 14,993        | 2.0         | 8,855         | 8,080         | -8.8        | 4,296         | 2,980         | -30.6       | 39,866         | 37,383         | -6.2        |
| St. Mary's             | 753           | 702           | -6.8        | 1,928         | 2,203         | 14.3        | 642           | 698           | 8.7         | 396           | 471           | 18.9        | 3,719          | 4,074          | 9.5         |
| <b>Eighth Circuit</b>  |               |               |             |               |               |             |               |               |             |               |               |             |                |                |             |
| Baltimore City         | 17,720        | 17,977        | 1.5         | 11,027        | 11,923        | 8.1         | 24,936        | 27,189        | 9.0         | 8,988         | 10,202        | 13.5        | 62,671         | 67,291         | 7.4         |
| <b>STATE</b>           | <b>77,176</b> | <b>74,644</b> | <b>-3.3</b> | <b>94,762</b> | <b>92,627</b> | <b>-2.3</b> | <b>76,379</b> | <b>78,322</b> | <b>2.5</b>  | <b>34,356</b> | <b>36,618</b> | <b>6.6</b>  | <b>282,673</b> | <b>282,211</b> | <b>-0.2</b> |

**MAP 1**  
**Circuit Courts**  
**Fiscal Years 2002-2004**  
**Percent Change in Overall Filings**



**TABLE CC-4  
CATEGORIES OF FILINGS  
ORIGINAL AND REOPENED CASES FILED**

**JULY 1, 2003 - JUNE 30, 2004  
FISCAL YEAR 2004**

|                              | Dorchester   | Somerset     | Wicomico     | Worcester    | Caroline     | Cecil        | Kent         | Queen Anne's | Talbot       | Baltimore     | Harford      | Allegany     | Garrett      | Washington   | Anne Arundel  | Carroll      | Howard       | Frederick    | Montgomery    | Calvert      | Charles      | Prince George's | St. Mary's   | Baltimore City | TOTAL          |
|------------------------------|--------------|--------------|--------------|--------------|--------------|--------------|--------------|--------------|--------------|---------------|--------------|--------------|--------------|--------------|---------------|--------------|--------------|--------------|---------------|--------------|--------------|-----------------|--------------|----------------|----------------|
| <b>TOTAL CIVIL - GENERAL</b> | <b>359</b>   | <b>360</b>   | <b>802</b>   | <b>996</b>   | <b>251</b>   | <b>1,240</b> | <b>230</b>   | <b>463</b>   | <b>279</b>   | <b>9,166</b>  | <b>1,875</b> | <b>989</b>   | <b>243</b>   | <b>1,064</b> | <b>6,615</b>  | <b>1,203</b> | <b>1,895</b> | <b>1,393</b> | <b>12,882</b> | <b>828</b>   | <b>1,502</b> | <b>11,330</b>   | <b>702</b>   | <b>17,977</b>  | <b>74,644</b>  |
| Motor Tort                   | 18           | 7            | 65           | 49           | 12           | 159          | 9            | 41           | 20           | 1,122         | 200          | 55           | 19           | 94           | 505           | 95           | 171          | 127          | 689           | 73           | 133          | 1,187           | 63           | 1,396          | 6,309          |
| Other Tort                   | 8            | 4            | 0            | 30           | 7            | 51           | 12           | 5            | 21           | 419           | 41           | 5            | 11           | 40           | 20            | 33           | 75           | 46           | 749           | 0            | 70           | 726             | 11           | 2,313          | 4,697          |
| Contract                     | 16           | 10           | 13           | 69           | 21           | 42           | 13           | 30           | 27           | 872           | 81           | 15           | 5            | 54           | 497           | 69           | 235          | 128          | 1,571         | 19           | 90           | 732             | 43           | 582            | 5,234          |
| Condemnation                 | 1            | 0            | 2            | 1            | 0            | 0            | 0            | 0            | 1            | 13            | 11           | 5            | 1            | 0            | 7             | 7            | 1            | 6            | 26            | 0            | 20           | 4               | 0            | 93             | 199            |
| Contested Confessed Judgment | 5            | 4            | 36           | 22           | 7            | 67           | 8            | 15           | 11           | 150           | 47           | 8            | 12           | 29           | 104           | 24           | 40           | 30           | 165           | 13           | 17           | 0               | 13           | 91             | 918            |
| Other Law                    | 14           | 30           | 33           | 34           | 4            | 78           | 21           | 20           | 24           | 219           | 74           | 23           | 14           | 89           | 159           | 66           | 84           | 29           | 5,542         | 75           | 83           | 577             | 64           | 1,516          | 8,872          |
| Appeals                      |              |              |              |              |              |              |              |              |              |               |              |              |              |              |               |              |              |              |               |              |              |                 |              |                |                |
| District Court-On Record     | 3            | 0            | 1            | 2            | 1            | 9            | 5            | 4            | 3            | 88            | 7            | 2            | 0            | 10           | 3             | 0            | 9            | 17           | 113           | 3            | 12           | 94              | 7            | 74             | 467            |
| District Court-De Novo       | 5            | 1            | 0            | 2            | 4            | 13           | 8            | 6            | 4            | 154           | 22           | 8            | 1            | 23           | 4             | 20           | 36           | 32           | 266           | 14           | 38           | 136             | 12           | 132            | 941            |
| Administrative Agency        | 30           | 54           | 54           | 27           | 10           | 57           | 14           | 22           | 13           | 715           | 191          | 159          | 18           | 159          | 260           | 122          | 208          | 99           | 500           | 40           | 75           | 384             | 32           | 854            | 4,097          |
| Other General                | 256          | 224          | 596          | 758          | 183          | 752          | 138          | 319          | 153          | 5,361         | 1,200        | 669          | 162          | 545          | 4,933         | 753          | 1,028        | 868          | 3,252         | 586          | 961          | 7,454           | 451          | 10,819         | 42,421         |
| Unreported Category          | 3            | 26           | 2            | 2            | 2            | 12           | 2            | 1            | 2            | 53            | 1            | 40           | 0            | 21           | 123           | 14           | 8            | 11           | 9             | 5            | 3            | 36              | 6            | 107            | 489            |
| <b>TOTAL CIVIL-FAMILY</b>    | <b>1,086</b> | <b>1,083</b> | <b>1,870</b> | <b>2,084</b> | <b>1,003</b> | <b>2,736</b> | <b>536</b>   | <b>513</b>   | <b>673</b>   | <b>9,189</b>  | <b>3,980</b> | <b>1,470</b> | <b>630</b>   | <b>4,256</b> | <b>8,270</b>  | <b>1,979</b> | <b>2,324</b> | <b>3,322</b> | <b>11,133</b> | <b>2,338</b> | <b>3,033</b> | <b>14,993</b>   | <b>2,203</b> | <b>11,923</b>  | <b>92,627</b>  |
| Divorce/Nullity              | 206          | 186          | 594          | 356          | 293          | 691          | 167          | 218          | 260          | 4,069         | 1,471        | 542          | 224          | 1,086        | 4,939         | 918          | 1,249        | 1,367        | 6,217         | 709          | 1,011        | 7,147           | 674          | 3,265          | 37,859         |
| Other Domestic Relations     | 399          | 359          | 594          | 568          | 361          | 1,156        | 159          | 165          | 224          | 3,116         | 1,279        | 618          | 295          | 1,951        | 1,594         | 554          | 572          | 1,268        | 1,130         | 704          | 844          | 3,189           | 688          | 1,965          | 23,752         |
| Adoption/Guardianship        | 11           | 8            | 22           | 25           | 16           | 26           | 11           | 13           | 5            | 256           | 70           | 16           | 10           | 37           | 430           | 62           | 56           | 66           | 1,748         | 34           | 32           | 125             | 25           | 181            | 3,285          |
| Paternity                    | 422          | 473          | 629          | 1,112        | 193          | 722          | 155          | 114          | 161          | 1,257         | 843          | 285          | 89           | 1,158        | 906           | 113          | 280          | 544          | 1,393         | 836          | 835          | 4,013           | 621          | 6,271          | 23,425         |
| Domestic Violence            | 48           | 57           | 31           | 23           | 140          | 141          | 44           | 3            | 23           | 491           | 317          | 9            | 12           | 24           | 401           | 332          | 167          | 77           | 645           | 55           | 311          | 519             | 195          | 241            | 4,306          |
| <b>TOTAL JUVENILE</b>        | <b>148</b>   | <b>132</b>   | <b>495</b>   | <b>338</b>   | <b>207</b>   | <b>466</b>   | <b>82</b>    | <b>140</b>   | <b>252</b>   | <b>4,389</b>  | <b>910</b>   | <b>445</b>   | <b>78</b>    | <b>1,194</b> | <b>2,579</b>  | <b>937</b>   | <b>902</b>   | <b>1,192</b> | <b>5,881</b>  | <b>673</b>   | <b>1,525</b> | <b>2,980</b>    | <b>471</b>   | <b>10,202</b>  | <b>36,618</b>  |
| Delinquency                  | 130          | 87           | 372          | 276          | 174          | 417          | 75           | 124          | 223          | 3,651         | 708          | 340          | 32           | 933          | 2,483         | 869          | 810          | 938          | 4,057         | 610          | 1,455        | 2,233           | 437          | 7,055          | 28,489         |
| Adult                        | 0            | 0            | 0            | 0            | 1            | 0            | 2            | 0            | 0            | 0             | 0            | 0            | 0            | 0            | 1             | 5            | 0            | 0            | 0             | 0            | 5            | 0               | 0            | 0              | 14             |
| Child In Need of Supervision | 0            | 0            | 0            | 1            | 0            | 0            | 0            | 1            | 0            | 1             | 0            | 20           | 1            | 5            | 12            | 3            | 0            | 22           | 0             | 0            | 0            | 3               | 0            | 167            | 236            |
| Child In Need of Assistance  | 11           | 36           | 83           | 58           | 24           | 43           | 4            | 14           | 17           | 556           | 140          | 77           | 25           | 202          | 65            | 31           | 60           | 165          | 1,546         | 31           | 48           | 458             | 24           | 1,957          | 5,675          |
| Guardianship                 | 4            | 6            | 13           | 3            | 3            | 5            | 1            | 0            | 5            | 52            | 30           | 8            | 6            | 23           | 2             | 6            | 13           | 21           | 149           | 10           | 12           | 200             | 3            | 320            | 895            |
| Adoption                     | 3            |              | 13           | 0            | 3            | 1            | 0            | 1            | 7            | 39            | 18           | 0            | 14           | 20           | 1             | 0            | 0            | 27           | 38            | 7            | 4            | 66              | 7            | 456            | 725            |
| Peace Orders                 | 0            | 3            | 14           | 0            | 2            | 0            | 0            | 0            | 0            | 90            | 14           | 0            | 0            | 11           | 15            | 22           | 18           | 18           | 89            | 15           | 0            | 0               | 0            | 242            | 553            |
| Unreported Category          | 0            | 0            | 0            | 0            | 0            | 0            | 0            | 0            | 0            | 0             | 0            | 0            | 0            | 0            | 0             | 1            | 1            | 1            | 2             | 0            | 1            | 20              | 0            | 5              | 31             |
| <b>TOTAL CRIMINAL</b>        | <b>599</b>   | <b>341</b>   | <b>2,810</b> | <b>1,495</b> | <b>370</b>   | <b>2,285</b> | <b>312</b>   | <b>337</b>   | <b>390</b>   | <b>6,334</b>  | <b>2,683</b> | <b>743</b>   | <b>167</b>   | <b>2,982</b> | <b>6,389</b>  | <b>2,414</b> | <b>2,014</b> | <b>2,338</b> | <b>5,046</b>  | <b>502</b>   | <b>1,804</b> | <b>8,080</b>    | <b>698</b>   | <b>27,189</b>  | <b>78,322</b>  |
| Indictment/Information       | 395          | 172          | 1,066        | 375          | 129          | 551          | 99           | 133          | 210          | 3,592         | 769          | 229          | 91           | 949          | 4,152         | 651          | 747          | 612          | 3,175         | 270          | 671          | 3,554           | 341          | 16,061         | 38,994         |
| Appeals From District Court  |              |              |              |              |              |              |              |              |              |               |              |              |              |              |               |              |              |              |               |              |              |                 |              |                |                |
| Motor Vehicle                | 15           | 3            | 27           | 36           | 17           | 84           | 17           | 33           | 27           | 512           | 94           | 31           | 6            | 96           | 294           | 79           | 111          | 146          | 507           | 8            | 48           | 55              | 14           | 217            | 2,477          |
| Other                        | 12           | 1            | 55           | 33           | 10           | 33           | 15           | 13           | 13           | 629           | 97           | 31           | 6            | 63           | 407           | 45           | 48           | 64           | 725           | 12           | 39           | 150             | 12           | 251            | 2,764          |
| Jury Trial Prayed - Motor    | 39           | 28           | 569          | 518          | 68           | 515          | 40           | 43           | 34           | 413           | 696          | 131          | 26           | 551          | 314           | 613          | 436          | 753          | 187           | 99           | 405          | 1,946           | 109          | 584            | 9,117          |
| Jury Trial Prayed - Other    | 124          | 137          | 938          | 522          | 137          | 652          | 131          | 99           | 94           | 1,161         | 980          | 308          | 29           | 1,119        | 954           | 985          | 610          | 747          | 452           | 112          | 509          | 2,068           | 219          | 9,998          | 23,085         |
| Non Support                  | 0            | 0            | 0            | 0            | 0            | 401          | 0            | 0            | 0            | 2             | 0            | 1            | 0            | 0            | 1             | 0            | 0            | 0            | 0             | 0            | 0            | 0               | 3            | 0              | 408            |
| Post Conviction              | 8            | 0            | 35           | 3            | 5            | 2            | 4            | 14           | 2            | 0             | 27           | 4            | 7            | 30           | 5             | 2            | 5            | 8            | 0             | 0            | 31           | 217             | 0            | 48             | 457            |
| Unreported Category          | 6            | 0            | 120          | 8            | 4            | 47           | 6            | 2            | 10           | 25            | 20           | 8            | 2            | 174          | 262           | 39           | 57           | 8            | 0             | 1            | 101          | 90              | 0            | 30             | 1,020          |
| <b>STATE</b>                 | <b>2,192</b> | <b>1,916</b> | <b>5,977</b> | <b>4,913</b> | <b>1,831</b> | <b>6,727</b> | <b>1,160</b> | <b>1,453</b> | <b>1,594</b> | <b>29,078</b> | <b>9,448</b> | <b>3,647</b> | <b>1,118</b> | <b>9,496</b> | <b>23,853</b> | <b>6,533</b> | <b>7,135</b> | <b>8,245</b> | <b>34,942</b> | <b>4,341</b> | <b>7,864</b> | <b>37,383</b>   | <b>4,074</b> | <b>67,291</b>  | <b>282,211</b> |

NOTE: Due to reporting problems, juvenile data may be incomplete.

TABLE CC-5

**THREE-YEAR COMPARATIVE TABLE  
CIVIL-GENERAL CASES  
FILINGS AND TERMINATIONS**

**FISCAL YEAR 2002 - FISCAL YEAR 2004**

|                        | COMBINED ORIGINAL AND REOPENED CASES FILED AND TERMINATED |               |               |               |               |               |
|------------------------|---|---------------|---------------|---------------|---------------|---------------|
|                        | 2001-02   |               | 2002-03       |               | 2003-04       |               |
|                        | Filings   | Terminations  | Filings       | Terminations  | Filings       | Terminations  |
| <b>First Circuit</b>   | <b>2,749</b>  | <b>2,701</b>  | <b>2,514</b>  | <b>2,306</b>  | <b>2,517</b>  | <b>2,414</b>  |
| Dorchester             | 391   | 378           | 377           | 360           | 359           | 323           |
| Somerset               | 302   | 300           | 294           | 258           | 360           | 330           |
| Wicomico               | 847   | 813           | 857           | 755           | 802           | 817           |
| Worcester              | 1,209   | 1,210         | 986           | 933           | 996           | 944           |
| <b>Second Circuit</b>  | <b>2,484</b>  | <b>2,233</b>  | <b>2,474</b>  | <b>2,138</b>  | <b>2,463</b>  | <b>2,266</b>  |
| Caroline               | 274   | 184           | 287           | 206           | 251           | 253           |
| Cecil                  | 1,248   | 1,086         | 1,176         | 987           | 1,240         | 1,047         |
| Kent                   | 168   | 173           | 190           | 175           | 230           | 218           |
| Queen Anne's           | 462   | 449           | 491           | 482           | 463           | 458           |
| Talbot                 | 332   | 341           | 330           | 288           | 279           | 290           |
| <b>Third Circuit</b>   | <b>10,662</b>   | <b>12,800</b> | <b>10,898</b> | <b>9,762</b>  | <b>11,041</b> | <b>10,057</b> |
| Baltimore              | 8,729   | 11,121        | 9,039         | 8,398         | 9,166         | 8,636         |
| Harford                | 1,933   | 1,679         | 1,859         | 1,364         | 1,875         | 1,421         |
| <b>Fourth Circuit</b>  | <b>2,333</b>  | <b>2,266</b>  | <b>2,461</b>  | <b>2,361</b>  | <b>2,296</b>  | <b>2,184</b>  |
| Allegany               | 976   | 910           | 1,004         | 1,008         | 989           | 944           |
| Garrett                | 235   | 203           | 238           | 215           | 243           | 206           |
| Washington             | 1,122   | 1,153         | 1,219         | 1,138         | 1,064         | 1,034         |
| <b>Fifth Circuit</b>   | <b>9,741</b>  | <b>8,917</b>  | <b>10,411</b> | <b>10,059</b> | <b>9,713</b>  | <b>10,953</b> |
| Anne Arundel           | 6,476   | 5,907         | 7,055         | 6,805         | 6,615         | 7,974         |
| Carroll                | 1,245   | 1,205         | 1,502         | 1,490         | 1,203         | 1,094         |
| Howard                 | 2,020   | 1,805         | 1,854         | 1,764         | 1,895         | 1,885         |
| <b>Sixth Circuit</b>   | <b>15,507</b>   | <b>14,861</b> | <b>15,538</b> | <b>15,409</b> | <b>14,275</b> | <b>14,524</b> |
| Frederick              | 1,472   | 1,183         | 1,481         | 1,231         | 1,393         | 1,309         |
| Montgomery             | 14,035  | 13,678        | 14,057        | 14,178        | 12,882        | 13,215        |
| <b>Seventh Circuit</b> | <b>14,949</b>   | <b>16,155</b> | <b>15,160</b> | <b>15,062</b> | <b>14,362</b> | <b>13,771</b> |
| Calvert                | 788   | 809           | 837           | 767           | 828           | 698           |
| Charles                | 1,507   | 1,403         | 1,553         | 1,334         | 1,502         | 1,479         |
| Prince George's        | 11,971  | 13,255        | 12,017        | 12,198        | 11,330        | 10,901        |
| St. Mary's             | 683   | 688           | 753           | 763           | 702           | 693           |
| <b>Eighth Circuit</b>  | <b>19,432</b>   | <b>15,858</b> | <b>17,720</b> | <b>14,602</b> | <b>17,977</b> | <b>13,768</b> |
| Baltimore City         | 19,432  | 15,858        | 17,720        | 14,602        | 17,977        | 13,768        |
| <b>STATE</b>           | <b>77,857</b>   | <b>75,791</b> | <b>77,176</b> | <b>71,699</b> | <b>74,644</b> | <b>69,937</b> |

**MAP 2**  
**Circuit Courts**  
**Fiscal Years 2002-2004**  
**Percent Change in Civil-General Filings**

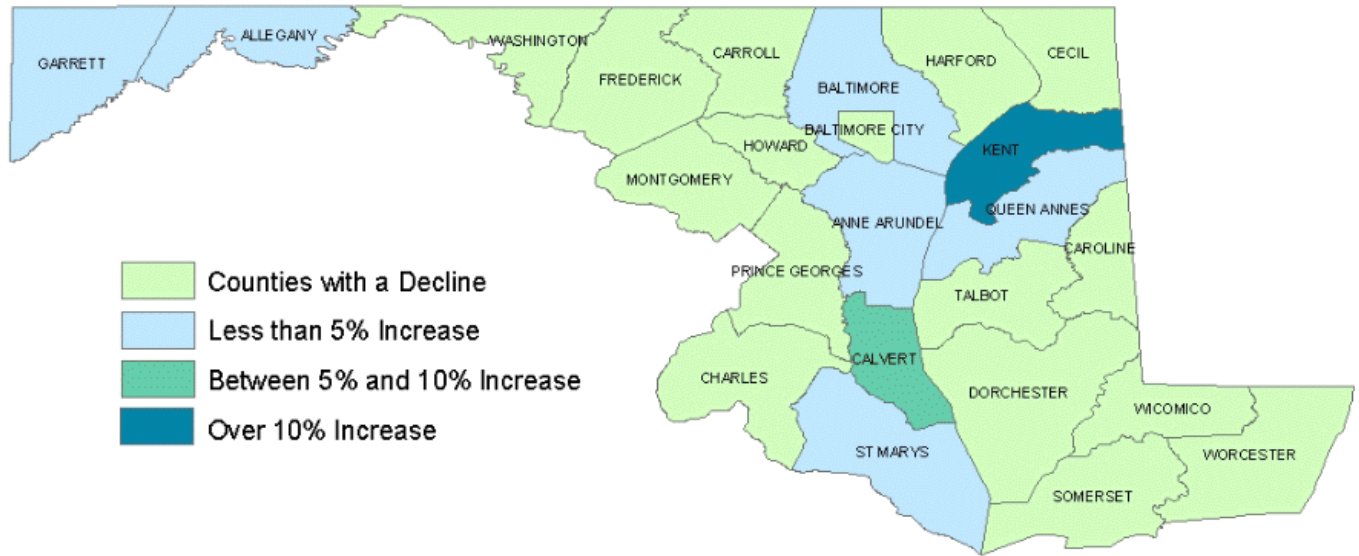


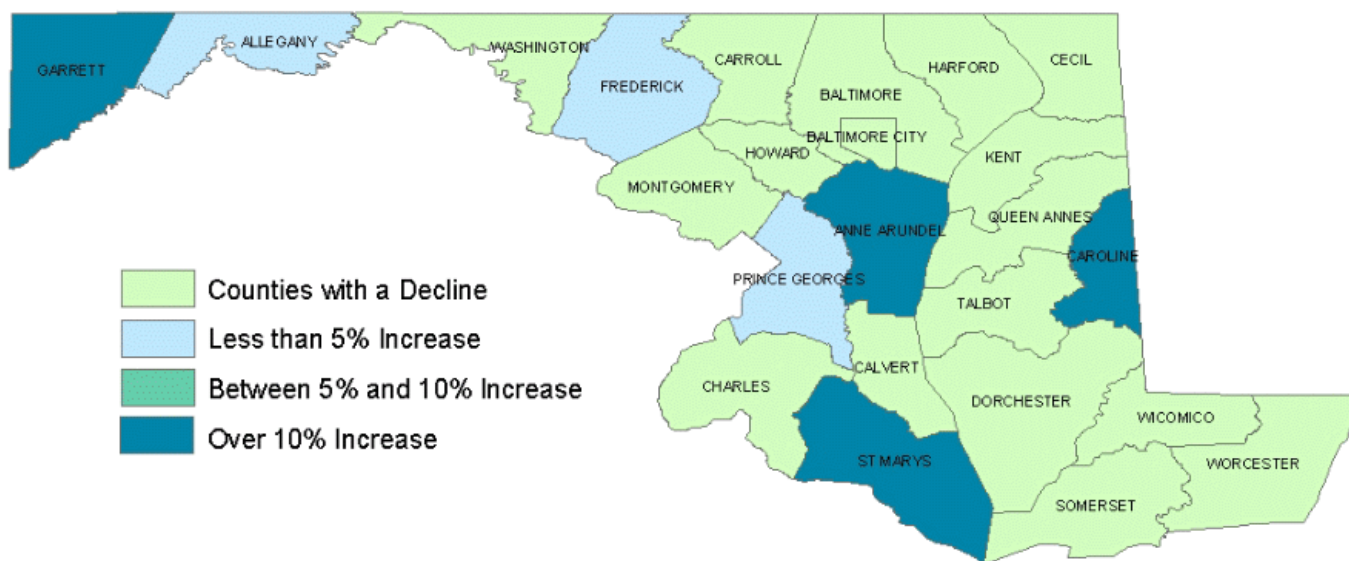
TABLE CC-6

**THREE-YEAR COMPARATIVE TABLE  
CIVIL-FAMILY CASES  
FILINGS AND TERMINATIONS**

**FISCAL YEAR 2002 - FISCAL YEAR 2004**

|                        | COMBINED ORIGINAL AND REOPENED CASES FILED AND TERMINATED |               |               |               |               |               |
|------------------------|---|---------------|---------------|---------------|---------------|---------------|
|                        | 2001-02   |               | 2002-03       |               | 2003-04       |               |
|                        | Filings   | Terminations  | Filings       | Terminations  | Filings       | Terminations  |
| <b>First Circuit</b>   | <b>7,066</b>  | <b>7,211</b>  | <b>6,824</b>  | <b>5,959</b>  | <b>6,123</b>  | <b>5,907</b>  |
| Dorchester             | 1,178   | 1,318         | 1,054         | 959           | 1,086         | 1,057         |
| Somerset               | 1,198   | 1,164         | 1,112         | 1,054         | 1,083         | 1,051         |
| Wicomico               | 2,367   | 2,262         | 2,629         | 2,281         | 1,870         | 1,793         |
| Worcester              | 2,323   | 2,467         | 2,029         | 1,665         | 2,084         | 2,006         |
| <b>Second Circuit</b>  | <b>7,164</b>  | <b>6,818</b>  | <b>6,667</b>  | <b>5,764</b>  | <b>5,461</b>  | <b>5,409</b>  |
| Caroline               | 911   | 922           | 1,043         | 810           | 1,003         | 1,136         |
| Cecil                  | 4,000   | 3,655         | 3,617         | 3,243         | 2,736         | 2,611         |
| Kent                   | 580   | 527           | 520           | 502           | 536           | 459           |
| Queen Anne's           | 582   | 607           | 585           | 561           | 513           | 541           |
| Talbot                 | 1,091   | 1,107         | 902           | 648           | 673           | 662           |
| <b>Third Circuit</b>   | <b>14,890</b>   | <b>15,291</b> | <b>14,863</b> | <b>12,773</b> | <b>13,169</b> | <b>9,838</b>  |
| Baltimore              | 9,723   | 11,192        | 10,443        | 9,773         | 9,189         | 7,372         |
| Harford                | 5,167   | 4,099         | 4,420         | 3,000         | 3,980         | 2,466         |
| <b>Fourth Circuit</b>  | <b>6,212</b>  | <b>5,813</b>  | <b>6,621</b>  | <b>6,085</b>  | <b>6,356</b>  | <b>5,895</b>  |
| Allegany               | 1,429   | 1,318         | 1,474         | 1,435         | 1,470         | 1,356         |
| Garrett                | 512   | 481           | 580           | 562           | 630           | 631           |
| Washington             | 4,271   | 4,014         | 4,567         | 4,088         | 4,256         | 3,908         |
| <b>Fifth Circuit</b>   | <b>10,410</b>   | <b>10,512</b> | <b>11,683</b> | <b>10,578</b> | <b>12,573</b> | <b>13,648</b> |
| Anne Arundel           | 5,436   | 5,480         | 6,610         | 5,774         | 8,270         | 9,451         |
| Carroll                | 2,149   | 2,146         | 2,618         | 2,502         | 1,979         | 1,801         |
| Howard                 | 2,825   | 2,886         | 2,455         | 2,302         | 2,324         | 2,396         |
| <b>Sixth Circuit</b>   | <b>14,359</b>   | <b>13,535</b> | <b>14,569</b> | <b>13,732</b> | <b>14,455</b> | <b>13,439</b> |
| Frederick              | 3,213   | 2,539         | 3,202         | 2,512         | 3,322         | 2,600         |
| Montgomery             | 11,146  | 10,996        | 11,367        | 11,220        | 11,133        | 10,839        |
| <b>Seventh Circuit</b> | <b>22,648</b>   | <b>22,772</b> | <b>22,508</b> | <b>20,702</b> | <b>22,567</b> | <b>21,391</b> |
| Calvert                | 2,728   | 2,437         | 2,300         | 1,950         | 2,338         | 2,105         |
| Charles                | 3,768   | 3,949         | 3,582         | 3,308         | 3,033         | 2,894         |
| Prince George's        | 14,442  | 14,715        | 14,698        | 13,736        | 14,993        | 14,366        |
| St. Mary's             | 1,710   | 1,671         | 1,928         | 1,708         | 2,203         | 2,026         |
| <b>Eighth Circuit</b>  | <b>12,757</b>   | <b>11,390</b> | <b>11,027</b> | <b>10,517</b> | <b>11,923</b> | <b>10,830</b> |
| Baltimore City         | 12,757  | 11,390        | 11,027        | 10,517        | 11,923        | 10,830        |
| <b>STATE</b>           | <b>95,506</b>   | <b>93,342</b> | <b>94,762</b> | <b>86,110</b> | <b>92,627</b> | <b>86,357</b> |

**MAP 3**  
**Circuit Courts**  
**Fiscal Years 2002-2004**  
**Percent Change in Civil-Family Filings**



**TABLE CC-7**  
**DOMESTIC VIOLENCE CASES HEARD IN THE CIRCUIT COURTS**  
**FISCAL YEAR 2004**

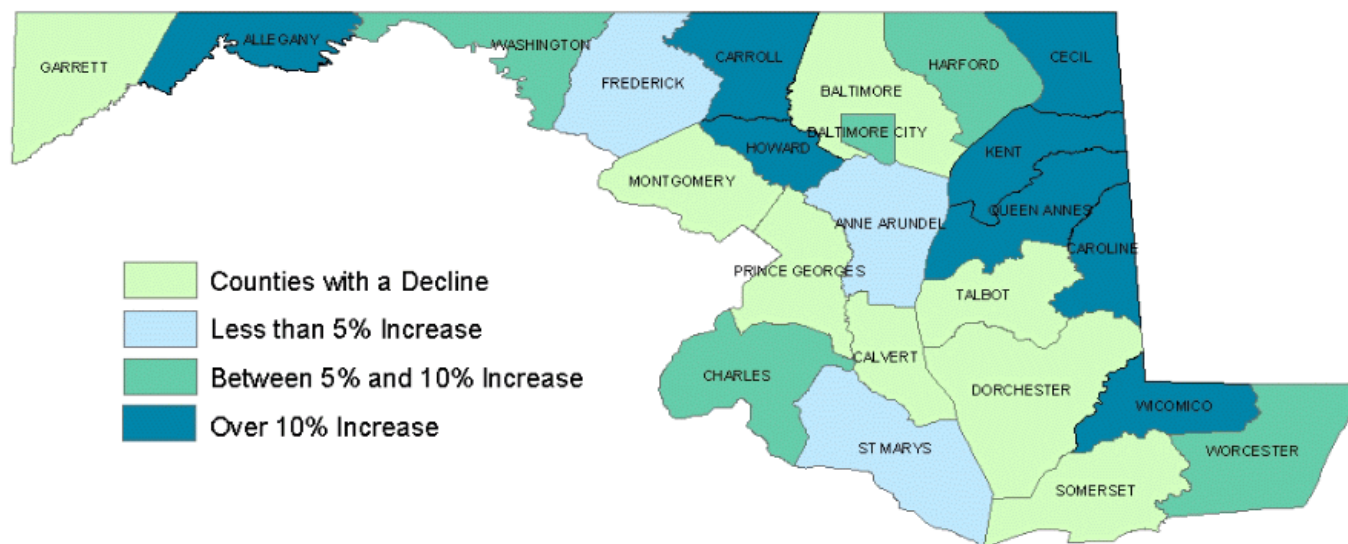
|                        | TEMPORARY PROTECTIVE ORDERS |                |                 | FINAL PROTECTIVE ORDERS |                |                 |
|------------------------|-----------------------------|----------------|-----------------|-------------------------|----------------|-----------------|
|                        | Hearings                    | Orders Granted | Percent Granted | Hearings                | Orders Granted | Percent Granted |
| <b>First Circuit</b>   |                             |                |                 |                         |                |                 |
| Dorchester             | 55                          | 39             | 70.9            | 53                      | 27             | 50.9            |
| Somerset               | 40                          | 28             | 70.0            | 27                      | 21             | 77.8            |
| Wicomico               | 4                           | 3              | 75.0            | 3                       | 2              | 66.7            |
| Worcester              | 16                          | 9              | 56.3            | 6                       | 2              | 33.3            |
| <b>Second Circuit</b>  |                             |                |                 |                         |                |                 |
| Caroline               | 67                          | 50             | 74.6            | 54                      | 32             | 59.3            |
| Cecil                  | 9                           | 4              | 44.4            | 12                      | 3              | 25.0            |
| Kent                   | 45                          | 29             | 64.4            | 48                      | 16             | 33.3            |
| Queen Anne's           | 1                           | 1              | 100.0           | 2                       | 0              | 0.0             |
| Talbot                 | 22                          | 16             | 72.7            | 24                      | 9              | 37.5            |
| <b>Third Circuit</b>   |                             |                |                 |                         |                |                 |
| Baltimore              | 426                         | 273            | 64.1            | 281                     | 160            | 56.9            |
| Harford                | 321                         | 193            | 60.1            | 311                     | 112            | 36.0            |
| <b>Fourth Circuit</b>  |                             |                |                 |                         |                |                 |
| Allegany               | 5                           | 1              | 20.0            | 8                       | 1              | 12.5            |
| Garrett                | 10                          | 2              | 20.0            | 21                      | 2              | 9.5             |
| Washington             | 12                          | 4              | 33.3            | 24                      | 5              | 20.8            |
| <b>Fifth Circuit</b>   |                             |                |                 |                         |                |                 |
| Anne Arundel           | 237                         | 148            | 62.4            | 272                     | 115            | 42.3            |
| Carroll                | 384                         | 202            | 52.6            | 336                     | 134            | 39.9            |
| Howard                 | 161                         | 74             | 46.0            | 96                      | 35             | 36.5            |
| <b>Sixth Circuit</b>   |                             |                |                 |                         |                |                 |
| Frederick              | 35                          | 23             | 65.7            | 32                      | 14             | 43.8            |
| Montgomery             | 733                         | 413            | 56.3            | 706                     | 266            | 37.7            |
| <b>Seventh Circuit</b> |                             |                |                 |                         |                |                 |
| Calvert                | 49                          | 34             | 69.4            | 58                      | 23             | 39.7            |
| Charles                | 365                         | 188            | 51.5            | 380                     | 120            | 31.6            |
| Prince George's        | 167                         | 139            | 83.2            | 135                     | 75             | 55.6            |
| St. Mary's             | 44                          | 22             | 50.0            | 108                     | 65             | 60.2            |
| <b>Eighth Circuit</b>  |                             |                |                 |                         |                |                 |
| Baltimore City         | 36                          | 25             | 69.4            | 26                      | 15             | 57.7            |
| <b>STATE</b>           | <b>3,244</b>                | <b>1,920</b>   | <b>59.2</b>     | <b>3,023</b>            | <b>1,254</b>   | <b>41.5</b>     |

NOTE: This table represents only those hearings that were held in Fiscal Year 2004.



| <b>TABLE CC-8</b>                          |  |                     |                |                     |                |                     |
|--|--|---------------------|----------------|---------------------|----------------|---------------------|
| <b>THREE-YEAR COMPARATIVE TABLE</b>        |  |                     |                |                     |                |                     |
| <b>CRIMINAL CASES</b>                      |  |                     |                |                     |                |                     |
| <b>FILINGS AND TERMINATIONS</b>            |  |                     |                |                     |                |                     |
| <b>FISCAL YEAR 2002 - FISCAL YEAR 2004</b> |  |                     |                |                     |                |                     |
|  | <b>COMBINED ORIGINAL AND REOPENED CASES FILED AND TERMINATED</b> |                     |                |                     |                |                     |
|  | <b>2001-02</b>   |                     | <b>2002-03</b> |                     | <b>2003-04</b> |                     |
|  | <b>Filings</b>   | <b>Terminations</b> | <b>Filings</b> | <b>Terminations</b> | <b>Filings</b> | <b>Terminations</b> |
| <b>First Circuit</b>                       | <b>4,785</b>   | <b>4,657</b>        | <b>4,962</b>   | <b>4,697</b>        | <b>5,245</b>   | <b>5,022</b>        |
| Dorchester                                 | 711  | 696                 | 693            | 697                 | 599            | 677                 |
| Somerset                                   | 342  | 418                 | 352            | 357                 | 341            | 394                 |
| Wicomico                                   | 2,345  | 2,292               | 2,501          | 2,297               | 2,810          | 2,577               |
| Worcester                                  | 1,387  | 1,251               | 1,416          | 1,346               | 1,495          | 1,374               |
| <b>Second Circuit</b>                      | <b>3,132</b>   | <b>2,530</b>        | <b>3,253</b>   | <b>2,739</b>        | <b>3,694</b>   | <b>3,157</b>        |
| Caroline                                   | 312  | 265                 | 331            | 320                 | 370            | 218                 |
| Cecil                                      | 1,843  | 1,368               | 1,963          | 1,502               | 2,285          | 2,008               |
| Kent                                       | 272  | 228                 | 274            | 273                 | 312            | 271                 |
| Queen Anne's                               | 257  | 230                 | 249            | 237                 | 337            | 300                 |
| Talbot                                     | 448  | 439                 | 436            | 407                 | 390            | 360                 |
| <b>Third Circuit</b>                       | <b>9,275</b>   | <b>8,462</b>        | <b>9,144</b>   | <b>8,401</b>        | <b>9,017</b>   | <b>8,620</b>        |
| Baltimore                                  | 6,807  | 6,235               | 6,606          | 6,340               | 6,334          | 6,363               |
| Harford                                    | 2,468  | 2,227               | 2,538          | 2,061               | 2,683          | 2,257               |
| <b>Fourth Circuit</b>                      | <b>3,499</b>   | <b>3,173</b>        | <b>3,684</b>   | <b>3,479</b>        | <b>3,892</b>   | <b>3,493</b>        |
| Allegany                                   | 599  | 583                 | 629            | 719                 | 743            | 660                 |
| Garrett                                    | 186  | 146                 | 160            | 165                 | 167            | 158                 |
| Washington                                 | 2,714  | 2,444               | 2,895          | 2,595               | 2,982          | 2,675               |
| <b>Fifth Circuit</b>                       | <b>10,027</b>  | <b>9,473</b>        | <b>10,672</b>  | <b>9,255</b>        | <b>10,817</b>  | <b>9,497</b>        |
| Anne Arundel                               | 6,159  | 5,743               | 6,359          | 5,759               | 6,389          | 5,775               |
| Carroll                                    | 2,093  | 2,023               | 2,242          | 1,911               | 2,414          | 1,985               |
| Howard                                     | 1,775  | 1,707               | 2,071          | 1,585               | 2,014          | 1,737               |
| <b>Sixth Circuit</b>                       | <b>9,061</b>   | <b>8,535</b>        | <b>7,991</b>   | <b>7,806</b>        | <b>7,384</b>   | <b>6,853</b>        |
| Frederick                                  | 2,339  | 1,718               | 2,451          | 2,011               | 2,338          | 1,939               |
| Montgomery                                 | 6,722  | 6,817               | 5,540          | 5,795               | 5,046          | 4,914               |
| <b>Seventh Circuit</b>                     | <b>12,593</b>  | <b>12,612</b>       | <b>11,737</b>  | <b>10,835</b>       | <b>11,084</b>  | <b>9,680</b>        |
| Calvert                                    | 555  | 530                 | 450            | 451                 | 502            | 451                 |
| Charles                                    | 1,703  | 1,607               | 1,790          | 1,616               | 1,804          | 1,619               |
| Prince George's                            | 9,640  | 9,847               | 8,855          | 8,073               | 8,080          | 6,949               |
| St. Mary's                                 | 695  | 628                 | 642            | 695                 | 698            | 661                 |
| <b>Eighth Circuit</b>                      | <b>25,378</b>  | <b>23,417</b>       | <b>24,936</b>  | <b>24,156</b>       | <b>27,189</b>  | <b>24,975</b>       |
| Baltimore City                             | 25,378   | 23,417              | 24,936         | 24,156              | 27,189         | 24,975              |
| <b>STATE</b>                               | <b>77,750</b>  | <b>72,859</b>       | <b>76,379</b>  | <b>71,368</b>       | <b>78,322</b>  | <b>71,297</b>       |

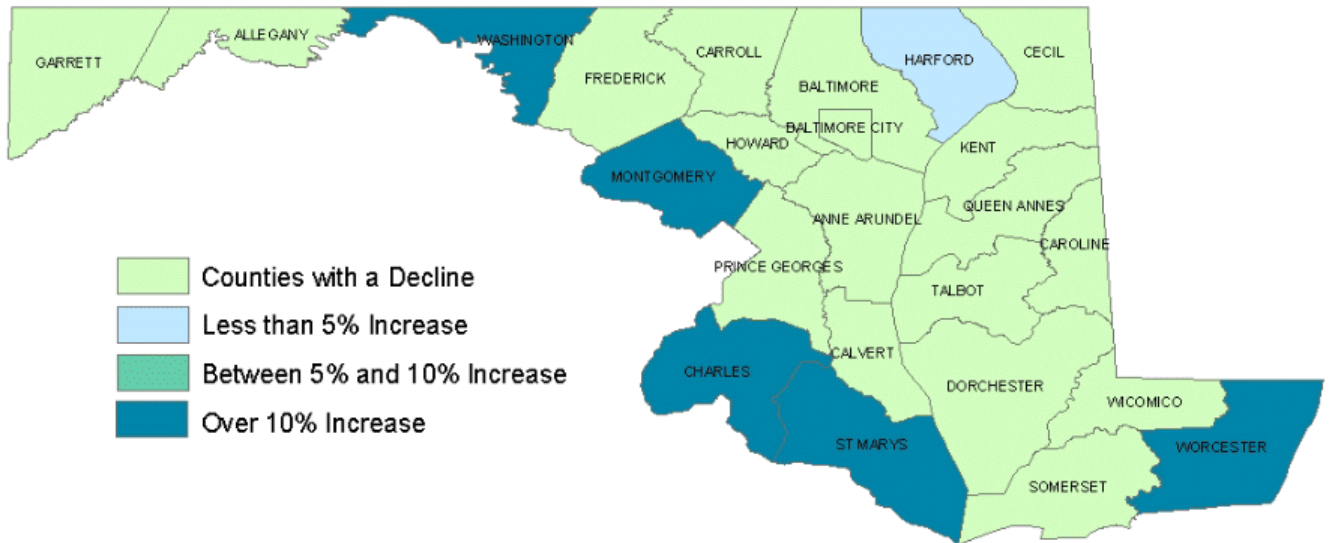
**MAP 4**  
**Circuit Courts**  
**Fiscal Years 2002-2004**  
**Percent Change in Criminal Filings**



| TABLE CC-9                          |   |               |               |               |               |               |
|-------------------------------------|---|---------------|---------------|---------------|---------------|---------------|
| THREE-YEAR COMPARATIVE TABLE        |   |               |               |               |               |               |
| JUVENILE CASES                      |   |               |               |               |               |               |
| FILINGS AND TERMINATIONS            |   |               |               |               |               |               |
| FISCAL YEAR 2002 - FISCAL YEAR 2004 |   |               |               |               |               |               |
|                                     | COMBINED ORIGINAL AND REOPENED CASES FILED AND TERMINATED |               |               |               |               |               |
|                                     | 2001-02   |               | 2002-03       |               | 2003-04       |               |
|                                     | Filings   | Terminations  | Filings       | Terminations  | Filings       | Terminations  |
| <b>First Circuit</b>                | <b>1,213</b>  | <b>1,126</b>  | <b>889</b>    | <b>823</b>    | <b>1,113</b>  | <b>960</b>    |
| Dorchester                          | 162   | 150           | 128           | 118           | 148           | 159           |
| Somerset                            | 174   | 137           | 107           | 48            | 132           | 69            |
| Wicomico                            | 626   | 581           | 425           | 448           | 495           | 354           |
| Worcester                           | 251   | 258           | 229           | 209           | 338           | 378           |
| <b>Second Circuit</b>               | <b>1,640</b>  | <b>1,341</b>  | <b>1,136</b>  | <b>777</b>    | <b>1,147</b>  | <b>869</b>    |
| Caroline                            | 348   | 270           | 166           | 57            | 207           | 137           |
| Cecil                               | 529   | 403           | 398           | 261           | 466           | 353           |
| Kent                                | 91  | 69            | 103           | 80            | 82            | 83            |
| Queen Anne's                        | 214   | 181           | 163           | 102           | 140           | 61            |
| Talbot                              | 458   | 418           | 306           | 277           | 252           | 235           |
| <b>Third Circuit</b>                | <b>5,504</b>  | <b>3,950</b>  | <b>4,821</b>  | <b>2,907</b>  | <b>5,299</b>  | <b>3,944</b>  |
| Baltimore                           | 4,615   | 3,418         | 3,943         | 2,384         | 4,389         | 3,153         |
| Harford                             | 889   | 532           | 878           | 523           | 910           | 791           |
| <b>Fourth Circuit</b>               | <b>1,474</b>  | <b>1,375</b>  | <b>1,382</b>  | <b>1,082</b>  | <b>1,717</b>  | <b>1,475</b>  |
| Allegany                            | 466   | 481           | 457           | 343           | 445           | 309           |
| Garrett                             | 189   | 81            | 99            | 48            | 78            | 87            |
| Washington                          | 819   | 813           | 826           | 691           | 1,194         | 1,079         |
| <b>Fifth Circuit</b>                | <b>5,166</b>  | <b>4,551</b>  | <b>4,282</b>  | <b>3,503</b>  | <b>4,418</b>  | <b>3,911</b>  |
| Anne Arundel                        | 2,641   | 2,479         | 2,430         | 1,990         | 2,579         | 2,316         |
| Carroll                             | 1,168   | 1,105         | 986           | 917           | 937           | 823           |
| Howard                              | 1,357   | 967           | 866           | 596           | 902           | 772           |
| <b>Sixth Circuit</b>                | <b>6,246</b>  | <b>6,147</b>  | <b>6,428</b>  | <b>6,158</b>  | <b>7,073</b>  | <b>5,508</b>  |
| Frederick                           | 2,228   | 2,053         | 1,354         | 1,176         | 1,192         | 1,143         |
| Montgomery                          | 4,018   | 4,094         | 5,074         | 4,982         | 5,881         | 4,365         |
| <b>Seventh Circuit</b>              | <b>6,674</b>  | <b>5,678</b>  | <b>6,430</b>  | <b>5,240</b>  | <b>5,649</b>  | <b>4,538</b>  |
| Calvert                             | 708   | 607           | 566           | 344           | 673           | 524           |
| Charles                             | 1,032   | 757           | 1,172         | 1,050         | 1,525         | 1,471         |
| Prince George's                     | 4,562   | 3,794         | 4,296         | 3,534         | 2,980         | 2,158         |
| St. Mary's                          | 372   | 520           | 396           | 312           | 471           | 385           |
| <b>Eighth Circuit</b>               | <b>10,890</b>   | <b>8,767</b>  | <b>8,988</b>  | <b>6,067</b>  | <b>10,202</b> | <b>7,902</b>  |
| Baltimore City                      | 10,890  | 8,767         | 8,988         | 6,067         | 10,202        | 7,902         |
| <b>STATE</b>                        | <b>38,807</b>   | <b>32,935</b> | <b>34,356</b> | <b>26,557</b> | <b>36,618</b> | <b>29,107</b> |

NOTE: See note on Table CC-4.

**MAP 5**  
**Circuit Courts**  
**Fiscal Years 2002-2004**  
**Percent Change in Juvenile Filings**



| TABLE CC-10                                       |              |              |              |              |              |              |              |              |              |               |              |              |              |              |               |              |              |              |               |              |              |                 |              |                |                |  |
|---|--------------|--------------|--------------|--------------|--------------|--------------|--------------|--------------|--------------|---------------|--------------|--------------|--------------|--------------|---------------|--------------|--------------|--------------|---------------|--------------|--------------|-----------------|--------------|----------------|----------------|--|
| CATEGORIES OF TERMINATIONS                        |              |              |              |              |              |              |              |              |              |               |              |              |              |              |               |              |              |              |               |              |              |                 |              |                |                |  |
| TERMINATIONS OF ORIGINAL AND REOPENED CASES FILED |              |              |              |              |              |              |              |              |              |               |              |              |              |              |               |              |              |              |               |              |              |                 |              |                |                |  |
| JULY 1, 2003 - JUNE 30, 2004                      |              |              |              |              |              |              |              |              |              |               |              |              |              |              |               |              |              |              |               |              |              |                 |              |                |                |  |
| FISCAL YEAR 2004                                  |              |              |              |              |              |              |              |              |              |               |              |              |              |              |               |              |              |              |               |              |              |                 |              |                |                |  |
|   | Dorchester   | Somerset     | Wicomico     | Worcester    | Caroline     | Cecil        | Kent         | Queen Anne's | Talbot       | Baltimore     | Harford      | Allegany     | Garrett      | Washington   | Anne Arundel  | Carroll      | Howard       | Fredrick     | Montgomery    | Calvert      | Charles      | Prince George's | St. Mary's   | Baltimore City | TOTAL          |  |
| <b>TOTAL CIVIL-GENERAL</b>                        | <b>323</b>   | <b>330</b>   | <b>817</b>   | <b>944</b>   | <b>253</b>   | <b>1,047</b> | <b>218</b>   | <b>458</b>   | <b>290</b>   | <b>8,636</b>  | <b>1,421</b> | <b>944</b>   | <b>206</b>   | <b>1,034</b> | <b>7,974</b>  | <b>1,094</b> | <b>1,885</b> | <b>1,309</b> | <b>13,215</b> | <b>698</b>   | <b>1,479</b> | <b>10,901</b>   | <b>693</b>   | <b>13,768</b>  | <b>69,937</b>  |  |
| Motor Tort  | 16           | 15           | 84           | 40           | 10           | 141          | 12           | 37           | 25           | 960           | 153          | 64           | 15           | 81           | 563           | 83           | 156          | 103          | 703           | 66           | 124          | 1,196           | 52           | 1,344          | 6,043          |  |
| Other Tort  | 5            | 1            | 4            | 26           | 7            | 30           | 11           | 3            | 18           | 430           | 28           | 11           | 8            | 23           | 23            | 21           | 61           | 32           | 702           | 0            | 62           | 729             | 14           | 938            | 3,187          |  |
| Contract  | 22           | 11           | 12           | 69           | 21           | 39           | 22           | 22           | 27           | 962           | 42           | 9            | 7            | 66           | 557           | 55           | 231          | 91           | 1,638         | 19           | 78           | 725             | 39           | 546            | 5,310          |  |
| Condemnation                                      | 0            | 0            | 2            | 2            | 2            | 0            | 1            | 0            | 2            | 10            | 2            | 2            | 1            | 2            | 10            | 9            | 15           | 10           | 34            | 0            | 17           | 5               | 1            | 130            | 257            |  |
| Confessed Judgment                                | 3            | 4            | 32           | 16           | 8            | 53           | 10           | 14           | 8            | 158           | 39           | 12           | 7            | 30           | 42            | 15           | 39           | 21           | 168           | 13           | 16           | 0               | 10           | 83             | 801            |  |
| Other Law   | 22           | 29           | 26           | 27           | 11           | 65           | 30           | 17           | 27           | 303           | 61           | 18           | 13           | 89           | 89            | 67           | 112          | 67           | 5,691         | 65           | 100          | 522             | 62           | 1,518          | 9,031          |  |
| Appeals   |              |              |              |              |              |              |              |              |              |               |              |              |              |              |               |              |              |              |               |              |              |                 |              |                |                |  |
| District Court-On Record                          | 4            | 0            | 0            | 3            | 1            | 6            | 1            | 3            | 3            | 51            | 5            | 2            | 0            | 4            | 27            | 11           | 11           | 2            | 138           | 0            | 7            | 91              | 4            | 85             | 459            |  |
| District Court-De Novo                            | 1            | 1            | 2            | 8            | 1            | 8            | 0            | 4            | 2            | 90            | 7            | 3            | 0            | 24           | 44            | 12           | 19           | 7            | 270           | 7            | 10           | 139             | 7            | 140            | 806            |  |
| Administrative Agency                             | 38           | 89           | 58           | 37           | 11           | 54           | 17           | 23           | 16           | 668           | 150          | 216          | 15           | 188          | 406           | 104          | 147          | 97           | 489           | 28           | 59           | 362             | 44           | 952            | 4,268          |  |
| Other General                                     | 212          | 179          | 597          | 716          | 181          | 647          | 112          | 333          | 162          | 4,997         | 933          | 606          | 139          | 526          | 6,210         | 715          | 1,091        | 873          | 3,362         | 497          | 1,003        | 7,124           | 458          | 8,030          | 39,703         |  |
| Unreported Category                               | 0            | 1            | 0            | 0            | 0            | 4            | 2            | 2            | 0            | 7             | 1            | 1            | 1            | 1            | 3             | 2            | 3            | 6            | 20            | 3            | 3            | 8               | 2            | 2              | 72             |  |
| <b>TOTAL CIVIL-FAMILY</b>                         | <b>1,057</b> | <b>1,051</b> | <b>1,793</b> | <b>2,006</b> | <b>1,136</b> | <b>2,611</b> | <b>459</b>   | <b>541</b>   | <b>662</b>   | <b>7,372</b>  | <b>2,466</b> | <b>1,356</b> | <b>631</b>   | <b>3,908</b> | <b>9,451</b>  | <b>1,801</b> | <b>2,396</b> | <b>2,600</b> | <b>10,839</b> | <b>2,105</b> | <b>2,894</b> | <b>14,366</b>   | <b>2,026</b> | <b>10,830</b>  | <b>86,357</b>  |  |
| Divorce/Nullity                                   | 222          | 185          | 600          | 332          | 322          | 677          | 158          | 243          | 275          | 3,477         | 1,039        | 499          | 229          | 1,024        | 6,210         | 833          | 1,255        | 1,183        | 5,946         | 637          | 1,018        | 6,289           | 609          | 3,065          | 36,327         |  |
| Other Domestic Relations                          | 383          | 334          | 564          | 539          | 432          | 1,049        | 122          | 151          | 200          | 2,183         | 703          | 580          | 287          | 1,771        | 1,651         | 476          | 581          | 930          | 1,086         | 617          | 786          | 3,262           | 637          | 1,469          | 20,793         |  |
| Adoption/Guardianship                             | 8            | 8            | 21           | 24           | 16           | 25           | 11           | 11           | 6            | 261           | 73           | 20           | 12           | 34           | 386           | 73           | 67           | 60           | 1,806         | 25           | 26           | 126             | 26           | 169            | 3,294          |  |
| Paternity   | 399          | 465          | 578          | 1,087        | 216          | 744          | 126          | 134          | 161          | 926           | 378          | 251          | 90           | 1,052        | 778           | 104          | 326          | 355          | 1,353         | 772          | 759          | 4,216           | 576          | 5,887          | 21,733         |  |
| Domestic Violence                                 | 45           | 59           | 30           | 24           | 150          | 116          | 42           | 2            | 20           | 525           | 273          | 6            | 13           | 27           | 426           | 315          | 167          | 72           | 648           | 54           | 305          | 473             | 178          | 240            | 4,210          |  |
| <b>TOTAL JUVENILE</b>                             | <b>159</b>   | <b>69</b>    | <b>354</b>   | <b>378</b>   | <b>137</b>   | <b>353</b>   | <b>83</b>    | <b>61</b>    | <b>235</b>   | <b>3,153</b>  | <b>791</b>   | <b>309</b>   | <b>87</b>    | <b>1,079</b> | <b>2,316</b>  | <b>823</b>   | <b>772</b>   | <b>1,143</b> | <b>4,365</b>  | <b>524</b>   | <b>1,471</b> | <b>2,158</b>    | <b>385</b>   | <b>7,902</b>   | <b>29,107</b>  |  |
| Delinquency                                       | 124          | 63           | 294          | 280          | 128          | 305          | 72           | 56           | 206          | 2,601         | 575          | 239          | 36           | 847          | 2,275         | 791          | 691          | 856          | 3,906         | 480          | 1,392        | 1,446           | 359          | 5,365          | 23,387         |  |
| Adult   | 0            | 0            | 0            | 0            | 0            | 0            | 2            | 0            | 0            | 0             | 0            | 0            | 0            | 0            | 0             | 7            | 0            | 0            | 0             | 0            | 8            | 0               | 0            | 1              | 18             |  |
| Child In Need of Supervision                      | 0            | 0            | 0            | 1            | 0            | 0            | 0            | 0            | 0            | 0             | 0            | 14           | 2            | 3            | 12            | 1            | 0            | 18           | 0             | 0            | 0            | 3               | 0            | 18             | 72             |  |
| Child In Need of Assistance                       | 28           | 3            | 30           | 82           | 7            | 42           | 9            | 1            | 16           | 435           | 157          | 56           | 24           | 179          | 15            | 2            | 62           | 210          | 285           | 25           | 51           | 554             | 11           | 1,653          | 3,937          |  |
| Guardianship                                      | 4            | 3            | 7            | 15           | 2            | 5            | 0            | 0            | 6            | 65            | 36           | 0            | 13           | 20           | 1             | 0            | 1            | 18           | 47            | 0            | 15           | 82              | 8            | 281            | 629            |  |
| Adoption  | 3            | 0            | 12           | 0            | 0            | 1            | 0            | 4            | 7            | 38            | 18           | 0            | 12           | 20           | 0             | 0            | 0            | 24           | 39            | 5            | 4            | 63              | 7            | 456            | 713            |  |
| Peace Orders                                      | 0            | 0            | 11           | 0            | 0            | 0            | 0            | 0            | 0            | 14            | 5            | 0            | 0            | 10           | 13            | 21           | 17           | 16           | 88            | 14           | 0            | 0               | 0            | 125            | 334            |  |
| Unreported  | 0            | 0            | 0            | 0            | 0            | 0            | 0            | 0            | 0            | 0             | 0            | 0            | 0            | 0            | 0             | 1            | 1            | 1            | 0             | 0            | 1            | 10              | 0            | 3              | 17             |  |
| <b>TOTAL CRIMINAL</b>                             | <b>677</b>   | <b>394</b>   | <b>2,577</b> | <b>1,374</b> | <b>218</b>   | <b>2,008</b> | <b>271</b>   | <b>300</b>   | <b>360</b>   | <b>6,363</b>  | <b>2,257</b> | <b>660</b>   | <b>158</b>   | <b>2,675</b> | <b>5,775</b>  | <b>1,985</b> | <b>1,737</b> | <b>1,939</b> | <b>4,914</b>  | <b>451</b>   | <b>1,619</b> | <b>6,949</b>    | <b>661</b>   | <b>24,975</b>  | <b>71,297</b>  |  |
| Indictment/Information                            | 429          | 190          | 1,035        | 336          | 86           | 488          | 90           | 137          | 211          | 3,677         | 642          | 238          | 93           | 902          | 3,908         | 530          | 602          | 559          | 3,003         | 209          | 699          | 3,085           | 303          | 14,406         | 35,858         |  |
| Appeals From District Court:                      |              |              |              |              |              |              |              |              |              |               |              |              |              |              |               |              |              |              |               |              |              |                 |              |                |                |  |
| Motor Vehicle                                     | 16           | 4            | 24           | 36           | 8            | 68           | 18           | 28           | 27           | 484           | 81           | 25           | 3            | 93           | 285           | 73           | 113          | 110          | 496           | 8            | 28           | 54              | 13           | 217            | 2,312          |  |
| Other   | 14           | 1            | 48           | 36           | 8            | 35           | 10           | 13           | 10           | 635           | 95           | 27           | 4            | 56           | 428           | 39           | 57           | 41           | 673           | 12           | 37           | 117             | 10           | 265            | 2,671          |  |
| Jury Trial Prayed - Motor                         | 62           | 34           | 509          | 478          | 40           | 547          | 35           | 39           | 34           | 375           | 607          | 121          | 15           | 547          | 298           | 433          | 397          | 574          | 214           | 111          | 414          | 1,648           | 114          | 591            | 8,237          |  |
| Jury Trial Prayed - Other                         | 146          | 165          | 954          | 487          | 76           | 730          | 115          | 71           | 77           | 1,093         | 830          | 246          | 35           | 1,065        | 845           | 909          | 559          | 654          | 528           | 109          | 413          | 1,885           | 213          | 9,442          | 21,647         |  |
| Non Support                                       | 0            | 0            | 0            | 0            | 0            | 138          | 0            | 0            | 0            | 76            | 0            | 1            | 0            | 0            | 2             | 0            | 0            | 0            | 0             | 0            | 0            | 0               | 2            | 0              | 219            |  |
| Post Conviction                                   | 9            | 0            | 6            | 0            | 0            | 1            | 2            | 11           | 0            | 3             | 0            | 0            | 8            | 11           | 6             | 1            | 2            | 0            | 0             | 0            | 19           | 156             | 6            | 51             | 292            |  |
| Unreported Category                               | 1            | 0            | 1            | 1            | 0            | 1            | 1            | 1            | 1            | 20            | 2            | 2            | 0            | 1            | 3             | 0            | 7            | 1            | 0             | 2            | 9            | 4               | 0            | 3              | 61             |  |
| <b>STATE</b>                                      | <b>2,216</b> | <b>1,844</b> | <b>5,541</b> | <b>4,702</b> | <b>1,744</b> | <b>6,019</b> | <b>1,031</b> | <b>1,360</b> | <b>1,547</b> | <b>25,524</b> | <b>6,935</b> | <b>3,269</b> | <b>1,082</b> | <b>8,696</b> | <b>25,516</b> | <b>5,703</b> | <b>6,790</b> | <b>6,991</b> | <b>33,333</b> | <b>3,778</b> | <b>7,463</b> | <b>34,374</b>   | <b>3,765</b> | <b>57,475</b>  | <b>256,698</b> |  |

NOTE: See note on Table CC-4.

**TABLE CC-11**  
**AVERAGE DAYS FROM FILING TO DISPOSITION**  
**FISCAL YEAR 2002 - FISCAL YEAR 2004**

|                        | Civil      |            |            | Criminal   |            |            | Juvenile  |           |           |
|------------------------|------------|------------|------------|------------|------------|------------|-----------|-----------|-----------|
|                        | 2001-02    | 2002-03    | 2003-04    | 2001-02    | 2002-03    | 2003-04    | 2001-02   | 2002-03   | 2003-04   |
| <b>First Circuit</b>   |            |            |            |            |            |            |           |           |           |
| Dorchester             | 167        | 164        | 151        | 127        | 128        | 128        | 57        | 58        | 49        |
| Somerset               | 135        | 138        | 144        | 92         | 83         | 99         | 43        | 46        | 54        |
| Wicomico               | 231        | 195        | 178        | 86         | 79         | 85         | 49        | 52        | 53        |
| Worcester              | 167        | 165        | 141        | 93         | 113        | 95         | 68        | 61        | 53        |
| <b>Second Circuit</b>  |            |            |            |            |            |            |           |           |           |
| Caroline               | 171        | 181        | 208        | 163        | 153        | 130        | 36        | 70        | 58        |
| Cecil                  | 182        | 161        | 184        | 197        | 196        | 202        | 85        | 79        | 90        |
| Kent                   | 169        | 167        | 154        | 138        | 143        | 142        | 49        | 55        | 67        |
| Queen Anne's           | 180        | 165        | 189        | 110        | 101        | 90         | 50        | 56        | 50        |
| Talbot                 | 201        | 166        | 194        | 125        | 125        | 113        | 42        | 42        | 44        |
| <b>Third Circuit</b>   |            |            |            |            |            |            |           |           |           |
| Baltimore              | 250        | 206        | 205        | 123        | 125        | 115        | 85        | 85        | 88        |
| Harford                | 174        | 153        | 160        | 120        | 125        | 129        | 64        | 87        | 90        |
| <b>Fourth Circuit</b>  |            |            |            |            |            |            |           |           |           |
| Allegany               | 200        | 192        | 173        | 150        | 87         | 90         | 71        | 38        | 57        |
| Garrett                | 206        | 183        | 162        | 148        | 167        | 150        | 60        | 47        | 60        |
| Washington             | 196        | 188        | 183        | 105        | 104        | 103        | 63        | 51        | 55        |
| <b>Fifth Circuit</b>   |            |            |            |            |            |            |           |           |           |
| Anne Arundel           | 246        | 241        | 243        | 114        | 108        | 108        | 68        | 63        | 65        |
| Carroll                | 199        | 208        | 202        | 148        | 143        | 118        | 66        | 82        | 77        |
| Howard                 | 242        | 244        | 246        | 138        | 144        | 133        | 68        | 82        | 83        |
| <b>Sixth Circuit</b>   |            |            |            |            |            |            |           |           |           |
| Frederick              | 245        | 233        | 225        | 127        | 100        | 104        | 60        | 73        | 76        |
| Montgomery             | 138        | 143        | 148        | 82         | 97         | 97         | 83        | 171       | 57        |
| <b>Seventh Circuit</b> |            |            |            |            |            |            |           |           |           |
| Calvert                | 186        | 180        | 190        | 158        | 141        | 122        | 60        | 62        | 72        |
| Charles                | 216        | 196        | 205        | 156        | 165        | 168        | 80        | 78        | 86        |
| Prince George's        | 236        | 226        | 229        | 114        | 105        | 110        | 52        | 57        | 65        |
| St. Mary's             | 176        | 182        | 176        | 115        | 108        | 95         | 68        | 67        | 70        |
| <b>Eighth Circuit</b>  |            |            |            |            |            |            |           |           |           |
| Baltimore City         | 230        | 251        | 237        | 97         | 104        | 109        | 94        | 84        | 85        |
| <b>STATE</b>           | <b>212</b> | <b>208</b> | <b>204</b> | <b>113</b> | <b>116</b> | <b>120</b> | <b>77</b> | <b>74</b> | <b>78</b> |

NOTE: A small number of lengthy cases can increase an average, particularly in a jurisdiction with a small caseload. For that reason, civil cases over 721 days old, criminal cases over 360 days old, and juvenile cases over 271 days old have been excluded in the above calculations. Approximately 90 to 95 percent of the cases are disposed of within those time periods.

**TABLE CC-12**  
**DELINQUENCY TERMINATIONS BY TYPE OF DISPOSITION**  
**JULY 1, 2003 - JUNE 30, 2004**  
**FISCAL YEAR 2004**

|                        | Jurisdiction Waived | Dismissed    | Stet         | Probation    | Social Services | Juvenile Services | Hospital Facility | Institutional | Transferred In | Transferred Out | Continued  | Guardianship | Adoption | Other        | TOTAL         |
|------------------------|---------------------|--------------|--------------|--------------|-----------------|-------------------|-------------------|---------------|----------------|-----------------|------------|--------------|----------|--------------|---------------|
| <b>First Circuit</b>   |                     |              |              |              |                 |                   |                   |               |                |                 |            |              |          |              |               |
| Dorchester             | 3                   | 26           | 21           | 32           | 0               | 18                | 0                 | 0             | 3              | 1               | 0          | 0            | 0        | 20           | 124           |
| Somerset               | 14                  | 14           | 6            | 22           | 0               | 4                 | 0                 | 1             | 0              | 0               | 0          | 0            | 0        | 2            | 63            |
| Wicomico               | 6                   | 45           | 57           | 61           | 0               | 39                | 0                 | 0             | 7              | 10              | 0          | 0            | 0        | 68           | 293           |
| Worcester              | 13                  | 60           | 19           | 74           | 0               | 16                | 0                 | 1             | 2              | 11              | 0          | 0            | 0        | 84           | 280           |
| <b>Second Circuit</b>  |                     |              |              |              |                 |                   |                   |               |                |                 |            |              |          |              |               |
| Caroline               | 8                   | 37           | 6            | 1            | 0               | 1                 | 0                 | 1             | 0              | 1               | 0          | 0            | 0        | 73           | 128           |
| Cecil                  | 16                  | 88           | 40           | 72           | 0               | 66                | 1                 | 0             | 3              | 3               | 2          | 0            | 0        | 14           | 305           |
| Kent                   | 1                   | 23           | 0            | 20           | 0               | 8                 | 0                 | 0             | 1              | 1               | 0          | 0            | 0        | 18           | 72            |
| Queen Anne's           | 1                   | 3            | 0            | 24           | 1               | 14                | 0                 | 0             | 0              | 0               | 4          | 0            | 0        | 9            | 56            |
| Talbot                 | 2                   | 26           | 0            | 78           | 0               | 3                 | 0                 | 19            | 3              | 4               | 1          | 0            | 0        | 70           | 206           |
| <b>Third Circuit</b>   |                     |              |              |              |                 |                   |                   |               |                |                 |            |              |          |              |               |
| Baltimore              | 0                   | 366          | 1,313        | 645          | 1               | 184               | 0                 | 1             | 0              | 3               | 43         | 0            | 0        | 45           | 2,601         |
| Harford                | 22                  | 74           | 0            | 187          | 0               | 59                | 0                 | 0             | 9              | 18              | 1          | 0            | 0        | 205          | 575           |
| <b>Fourth Circuit</b>  |                     |              |              |              |                 |                   |                   |               |                |                 |            |              |          |              |               |
| Allegany               | 5                   | 95           | 1            | 72           | 1               | 27                | 0                 | 0             | 2              | 6               | 0          | 0            | 0        | 30           | 239           |
| Garrett                | 0                   | 6            | 0            | 9            | 0               | 5                 | 0                 | 0             | 0              | 4               | 0          | 0            | 0        | 12           | 36            |
| Washington             | 2                   | 22           | 76           | 292          | 4               | 124               | 1                 | 27            | 3              | 7               | 1          | 0            | 0        | 288          | 847           |
| <b>Fifth Circuit</b>   |                     |              |              |              |                 |                   |                   |               |                |                 |            |              |          |              |               |
| Anne Arundel           | 5                   | 410          | 261          | 836          | 26              | 268               | 0                 | 8             | 37             | 73              | 187        | 0            | 0        | 164          | 2,275         |
| Carroll                | 1                   | 186          | 37           | 293          | 1               | 133               | 0                 | 0             | 0              | 0               | 1          | 0            | 0        | 114          | 766           |
| Howard                 | 0                   | 222          | 53           | 187          | 0               | 24                | 0                 | 0             | 12             | 18              | 0          | 0            | 0        | 175          | 691           |
| <b>Sixth Circuit</b>   |                     |              |              |              |                 |                   |                   |               |                |                 |            |              |          |              |               |
| Frederick              | 2                   | 223          | 0            | 212          | 0               | 178               | 0                 | 0             | 0              | 21              | 0          | 0            | 0        | 220          | 856           |
| Montgomery             | 0                   | 213          | 31           | 339          | 66              | 243               | 0                 | 0             | 0              | 6               | 0          | 0            | 0        | 492          | 1,390         |
| <b>Seventh Circuit</b> |                     |              |              |              |                 |                   |                   |               |                |                 |            |              |          |              |               |
| Calvert                | 0                   | 61           | 63           | 212          | 0               | 32                | 0                 | 0             | 1              | 10              | 2          | 0            | 0        | 99           | 480           |
| Charles                | 3                   | 0            | 35           | 516          | 0               | 359               | 1                 | 0             | 2              | 19              | 2          | 0            | 0        | 455          | 1,392         |
| Prince George's        | 0                   | 0            | 35           | 346          | 1               | 0                 | 0                 | 0             | 0              | 1               | 348        | 0            | 0        | 715          | 1,446         |
| St. Mary's             | 4                   | 30           | 47           | 132          | 0               | 12                | 0                 | 24            | 3              | 6               | 0          | 0            | 0        | 101          | 359           |
| <b>Eighth Circuit</b>  |                     |              |              |              |                 |                   |                   |               |                |                 |            |              |          |              |               |
| Baltimore City         | 13                  | 242          | 0            | 1            | 4               | 965               | 4                 | 0             | 0              | 11              | 0          | 0            | 0        | 4,125        | 5,365         |
| <b>STATE</b>           | <b>121</b>          | <b>2,472</b> | <b>2,101</b> | <b>4,663</b> | <b>105</b>      | <b>2,782</b>      | <b>7</b>          | <b>82</b>     | <b>88</b>      | <b>234</b>      | <b>592</b> | <b>0</b>     | <b>0</b> | <b>7,598</b> | <b>20,845</b> |

| TABLE CC-13                                |                    |              |              |              |                    |              |              |              |                    |               |                    |              |            |                    |               |               |                    |              |                    |              |               |                               |                |                              |                |
|--|--------------------|--------------|--------------|--------------|--------------------|--------------|--------------|--------------|--------------------|---------------|--------------------|--------------|------------|--------------------|---------------|---------------|--------------------|--------------|--------------------|--------------|---------------|-------------------------------|----------------|------------------------------|----------------|
| COURT TRIALS, JURY TRIALS, AND HEARINGS BY |                    |              |              |              |                    |              |              |              |                    |               |                    |              |            |                    |               |               |                    |              |                    |              |               |                               |                |                              |                |
| COUNTY, CIRCUIT, AND FUNCTIONAL AREA       |                    |              |              |              |                    |              |              |              |                    |               |                    |              |            |                    |               |               |                    |              |                    |              |               |                               |                |                              |                |
| JULY 1, 2003 - JUNE 30, 2004               |                    |              |              |              |                    |              |              |              |                    |               |                    |              |            |                    |               |               |                    |              |                    |              |               |                               |                |                              |                |
| FISCAL YEAR 2004                           |                    |              |              |              |                    |              |              |              |                    |               |                    |              |            |                    |               |               |                    |              |                    |              |               |                               |                |                              |                |
|  | Dorchester         | Somerset     | Wicomico     | Worcester    | Caroline           | Cecil        | Kent         | Queen Anne's | Talbot             | Baltimore     | Harford            | Allegany     | Garret     | Washington         | Anne Arundel  | Carroll       | Howard             | Frederick    | Montgomery         | Calvert      | Charles       | Prince George's <sup>se</sup> | St. Mary's     | Baltimore City <sup>se</sup> | TOTAL          |
| <b>TRIALS</b>                              |                    |              |              |              |                    |              |              |              |                    |               |                    |              |            |                    |               |               |                    |              |                    |              |               |                               |                |                              |                |
| <i>Civil</i>                               |                    |              |              |              |                    |              |              |              |                    |               |                    |              |            |                    |               |               |                    |              |                    |              |               |                               |                |                              |                |
| Court Trials                               | 9                  | 3            | 10           | 53           | 42                 | 82           | 29           | 61           | 54                 | 2,508         | 192                | 24           | 60         | 17                 | 179           | 48            | 166                | 11           | 841                | 12           | 651           | 140                           | 19             | 881                          | 6,092          |
| Jury Trials                                | 5                  | 5            | 25           | 9            | 2                  | 46           | 4            | 14           | 11                 | 271           | 63                 | 62           | 3          | 41                 | 110           | 18            | 44                 | 27           | 159                | 13           | 44            | 175                           | 21             | 212                          | 1,384          |
| <i>Criminal</i>                            |                    |              |              |              |                    |              |              |              |                    |               |                    |              |            |                    |               |               |                    |              |                    |              |               |                               |                |                              |                |
| Court Trials                               | 12                 | 10           | 51           | 735          | 12                 | 22           | 6            | 7            | 24                 | 83            | 20                 | 11           | 3          | 62                 | 318           | 245           | 65                 | 8            | 64                 | 9            | 9             | 3                             | 19             | 299                          | 2,097          |
| Jury Trials                                | 17                 | 14           | 49           | 12           | 15                 | 38           | 4            | 8            | 37                 | 8             | 37                 | 16           | 7          | 60                 | 69            | 27            | 84                 | 14           | 104                | 6            | 20            | 112                           | 25             | 490                          | 1,273          |
| <b>COUNTY TOTALS</b>                       |                    |              |              |              |                    |              |              |              |                    |               |                    |              |            |                    |               |               |                    |              |                    |              |               |                               |                |                              |                |
| Court Trials                               | 21                 | 13           | 61           | 788          | 54                 | 104          | 35           | 68           | 78                 | 2,591         | 212                | 35           | 63         | 79                 | 497           | 293           | 231                | 19           | 905                | 21           | 660           | 143                           | 38             | 1,180                        | 8,189          |
| Jury Trials                                | 22                 | 19           | 74           | 21           | 17                 | 84           | 8            | 22           | 48                 | 279           | 100                | 78           | 10         | 101                | 179           | 45            | 128                | 41           | 263                | 19           | 64            | 287                           | 46             | 702                          | 2,657          |
| <b>TOTAL</b>                               | <b>43</b>          | <b>32</b>    | <b>135</b>   | <b>809</b>   | <b>71</b>          | <b>188</b>   | <b>43</b>    | <b>90</b>    | <b>126</b>         | <b>2,870</b>  | <b>312</b>         | <b>113</b>   | <b>73</b>  | <b>180</b>         | <b>676</b>    | <b>338</b>    | <b>359</b>         | <b>60</b>    | <b>1,168</b>       | <b>40</b>    | <b>724</b>    | <b>430</b>                    | <b>84</b>      | <b>1,882</b>                 | <b>10,846</b>  |
| <b>CIRCUIT TOTALS</b>                      |                    |              |              |              |                    |              |              |              |                    |               |                    |              |            |                    |               |               |                    |              |                    |              |               |                               |                |                              |                |
|  | <b>1ST CIRCUIT</b> |              |              |              | <b>2ND CIRCUIT</b> |              |              |              | <b>3RD CIRCUIT</b> |               | <b>4TH CIRCUIT</b> |              |            | <b>5TH CIRCUIT</b> |               |               | <b>6TH CIRCUIT</b> |              | <b>7TH CIRCUIT</b> |              |               | <b>8TH CIRCUIT</b>            |                |                              |                |
| Court Trials                               | 883                |              |              |              | 339                |              |              |              | 2,803              |               | 177                |              |            | 1,021              |               |               | 924                |              | 862                |              |               | 1,180                         | 8,189          |                              |                |
| Jury Trials                                | 136                |              |              |              | 179                |              |              |              | 379                |               | 189                |              |            | 352                |               |               | 304                |              | 416                |              |               | 702                           | 2,657          |                              |                |
| <b>TOTAL</b>                               | <b>1,019</b>       |              |              |              | <b>518</b>         |              |              |              | <b>3,182</b>       |               | <b>366</b>         |              |            | <b>1,373</b>       |               |               | <b>1,228</b>       |              | <b>1,278</b>       |              |               | <b>1,882</b>                  | <b>10,846</b>  |                              |                |
| <b>HEARINGS</b>                            |                    |              |              |              |                    |              |              |              |                    |               |                    |              |            |                    |               |               |                    |              |                    |              |               |                               |                |                              |                |
| <i>Civil</i>                               | 1,169              | 1,401        | 1,327        | 2,081        | 1,371              | 3,313        | 1,307        | 875          | 898                | 8,992         | 3,023              | 1,432        | 437        | 2,462              | 11,046        | 3,209         | 1,587              | 2,403        | 20,098             | 3,594        | 3,620         | 15,318                        | 1,734          | 6,191                        | 98,888         |
| <i>Criminal</i>                            | 852                | 565          | 3,871        | 823          | 601                | 5,216        | 686          | 686          | 726                | 6,563         | 3,932              | 1,204        | 168        | 3,460              | 12,052        | 5,335         | 5,131              | 1,735        | 10,001             | 1,335        | 3,981         | 12,067                        | 1,025          | 17,938                       | 99,953         |
| <i>Juvenile</i>                            | 391                | 474          | 1,261        | 674          | 539                | 1,321        | 211          | 261          | 643                | 9,871         | 2,933              | 1,661        | 270        | 2,684              | 5,236         | 1,937         | 2,842              | 3,283        | 11,817             | 1,617        | 2,927         |                               | 1,085          | 68,287                       | 122,225        |
| <b>COUNTY TOTALS</b>                       | <b>2,412</b>       | <b>2,440</b> | <b>6,459</b> | <b>3,578</b> | <b>2,511</b>       | <b>9,850</b> | <b>2,204</b> | <b>1,822</b> | <b>2,267</b>       | <b>25,426</b> | <b>9,888</b>       | <b>4,297</b> | <b>875</b> | <b>8,606</b>       | <b>28,334</b> | <b>10,481</b> | <b>9,560</b>       | <b>7,421</b> | <b>41,916</b>      | <b>6,546</b> | <b>10,528</b> | <b>27,385</b>                 | <b>3,844</b>   | <b>92,416</b>                | <b>321,066</b> |
| <b>CIRCUIT TOTALS</b>                      |                    |              |              |              |                    |              |              |              |                    |               |                    |              |            |                    |               |               |                    |              |                    |              |               |                               |                |                              |                |
|  | <b>14,889</b>      |              |              |              | <b>18,654</b>      |              |              |              | <b>35,314</b>      |               | <b>13,778</b>      |              |            | <b>48,375</b>      |               |               | <b>49,337</b>      |              | <b>48,303</b>      |              |               | <b>92,416</b>                 | <b>321,066</b> |                              |                |

\* Juvenile hearing numbers missing due to reporting problems.

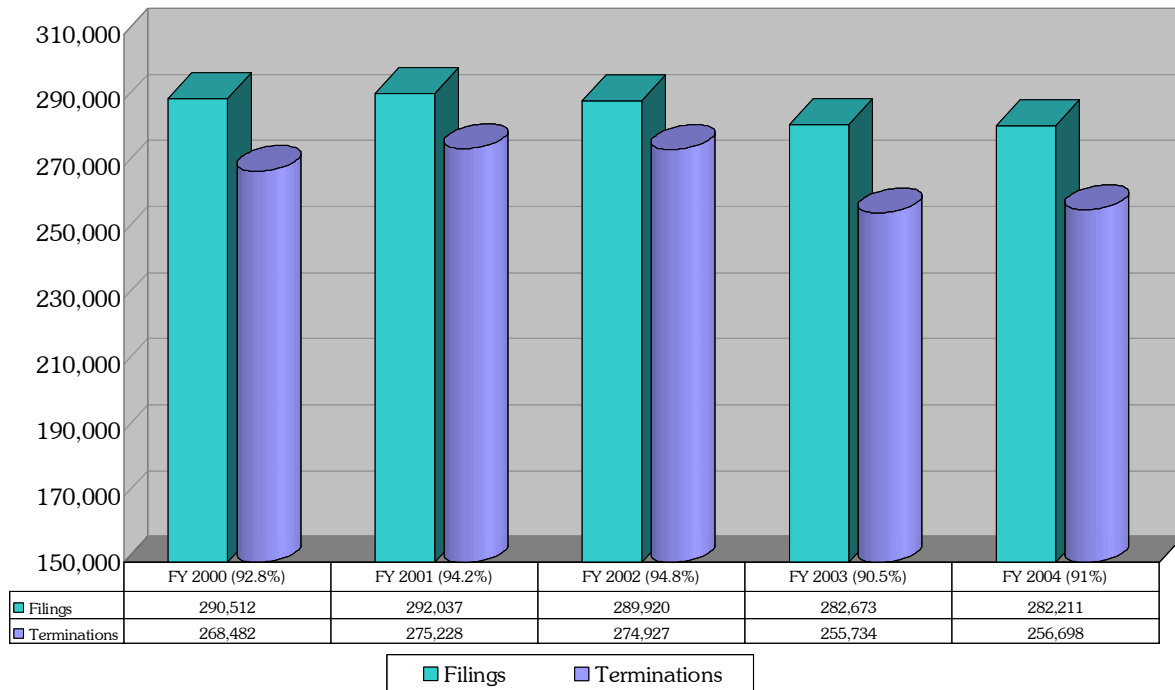
\*\* Averages for July and August included in Civil Court and Jury Trial Numbers.

NOTE: Some differences may exist in the number of court trials for courts of similar size due to the recording of these events under incorrect headings.



**TABLE CC-14**

**TERMINATIONS AS A PERCENTAGE OF FILINGS IN THE CIRCUIT COURTS**



**TABLE CC-15**

**JURY TRIAL PRAYERS**

|                        | <b>FY 2000</b> | <b>FY 2001</b> | <b>FY 2002</b> | <b>FY 2003</b> | <b>FY 2004</b> |
|------------------------|----------------|----------------|----------------|----------------|----------------|
| Baltimore City         | 8,625          | 8,630          | 10,621         | 10,296         | 10,582         |
| Anne Arundel County    | 532            | 624            | 890            | 1,153          | 1,268          |
| Baltimore County       | 1,730          | 1,561          | 1,466          | 1,482          | 1,574          |
| Montgomery County      | 2,014          | 3,040          | 2,743          | 1,145          | 639            |
| Prince George's County | 5,662          | 6,084          | 5,032          | 4,643          | 4,014          |
| All Other Counties     | 11,770         | 11,827         | 13,144         | 13,639         | 14,125         |
| <b>Total</b>           | <b>30,333</b>  | <b>31,766</b>  | <b>33,896</b>  | <b>32,358</b>  | <b>32,202</b>  |

**TABLE CC-16**

**THREE-YEAR COMPARATIVE TABLE  
CIVIL CASES TRIED \***

**FISCAL YEAR 2002 - FISCAL YEAR 2004**

|                        | <b>2001-2002</b> | <b>2002-03</b> | <b>2003-04</b> |
|------------------------|------------------|----------------|----------------|
| <b>First Circuit</b>   | <b>399</b>       | <b>144</b>     | <b>119</b>     |
| Dorchester             | 41               | 35             | 14             |
| Somerset               | 6                | 10             | 8              |
| Wicomico               | 250              | 29             | 35             |
| Worcester              | 102              | 70             | 62             |
| <b>Second Circuit</b>  | <b>849</b>       | <b>317</b>     | <b>345</b>     |
| Caroline               | 9                | 24             | 44             |
| Cecil                  | 685              | 97             | 128            |
| Kent                   | 45               | 24             | 33             |
| Queen Anne's           | 75               | 69             | 75             |
| Talbot                 | 35               | 103            | 65             |
| <b>Third Circuit</b>   | <b>2,397</b>     | <b>2,746</b>   | <b>3,034</b>   |
| Baltimore              | 2,066            | 2,470          | 2,779          |
| Harford                | 331              | 276            | 255            |
| <b>Fourth Circuit</b>  | <b>227</b>       | <b>138</b>     | <b>207</b>     |
| Allegany               | 63               | 65             | 86             |
| Garrett                | 10               | 13             | 63             |
| Washington             | 154              | 60             | 58             |
| <b>Fifth Circuit</b>   | <b>865</b>       | <b>910</b>     | <b>565</b>     |
| Anne Arundel           | 619              | 662            | 289            |
| Carroll                | 58               | 61             | 66             |
| Howard                 | 188              | 187            | 210            |
| <b>Sixth Circuit</b>   | <b>750</b>       | <b>985</b>     | <b>1,038</b>   |
| Frederick              | 69               | 38             | 38             |
| Montgomery             | 681              | 947            | 1,000          |
| <b>Seventh Circuit</b> | <b>520</b>       | <b>1,401</b>   | <b>1,075</b>   |
| Calvert                | 46               | 27             | 25             |
| Charles                | 132              | 1,057          | 695            |
| Prince George's        | 320              | 299            | 315            |
| St. Mary's             | 22               | 18             | 40             |
| <b>Eighth Circuit</b>  | <b>1,504</b>     | <b>1,261</b>   | <b>1,093</b>   |
| Baltimore City         | 1,504            | 1,261          | 1,093          |
| <b>STATE</b>           | <b>7,511</b>     | <b>7,902</b>   | <b>7,476</b>   |

NOTE: See note on Table CC-13.

\*Includes Civil-General and Civil-Family.

**TABLE CC-17**  
**CIVIL CASES\***  
**RATIO OF TRIALS TO DISPOSITIONS**  
**JULY 1, 2003 - JUNE 30, 2004**  
**FISCAL YEAR 2004**

|                        | <b>Dispositions</b> | <b>Trials</b> | <b>Percentages</b> | <b>Court Trials</b> | <b>Percentages</b> | <b>Jury Trials</b> | <b>Percentages</b> |
|------------------------|---------------------|---------------|--------------------|---------------------|--------------------|--------------------|--------------------|
| <b>First Circuit</b>   | <b>8,321</b>        | <b>119</b>    | <b>1.4</b>         | <b>75</b>           | <b>0.9</b>         | <b>44</b>          | <b>0.5</b>         |
| Dorchester             | 1,380               | 14            | 1.0                | 9                   | 0.7                | 5                  | 0.4                |
| Somerset               | 1,381               | 8             | 0.6                | 3                   | 0.2                | 5                  | 0.4                |
| Wicomico               | 2,610               | 35            | 1.3                | 10                  | 0.4                | 25                 | 1.0                |
| Worcester              | 2,950               | 62            | 2.1                | 53                  | 1.8                | 9                  | 0.3                |
| <b>Second Circuit</b>  | <b>7,675</b>        | <b>345</b>    | <b>4.5</b>         | <b>268</b>          | <b>3.5</b>         | <b>77</b>          | <b>1.0</b>         |
| Caroline               | 1,389               | 44            | 3.2                | 42                  | 3.0                | 2                  | 0.1                |
| Cecil                  | 3,658               | 128           | 3.5                | 82                  | 2.2                | 46                 | 1.3                |
| Kent                   | 677                 | 33            | 4.9                | 29                  | 4.3                | 4                  | 0.6                |
| Queen Anne's           | 999                 | 75            | 7.5                | 61                  | 6.1                | 14                 | 1.4                |
| Talbot                 | 952                 | 65            | 6.8                | 54                  | 5.7                | 11                 | 1.2                |
| <b>Third Circuit</b>   | <b>19,895</b>       | <b>3,034</b>  | <b>15.3</b>        | <b>2,700</b>        | <b>13.6</b>        | <b>334</b>         | <b>1.7</b>         |
| Baltimore              | 16,008              | 2,779         | 17.4               | 2,508               | 15.7               | 271                | 1.7                |
| Harford                | 3,887               | 255           | 6.6                | 192                 | 4.9                | 63                 | 1.6                |
| <b>Fourth Circuit</b>  | <b>8,079</b>        | <b>207</b>    | <b>2.6</b>         | <b>101</b>          | <b>1.3</b>         | <b>106</b>         | <b>1.3</b>         |
| Allegany               | 2,300               | 86            | 3.7                | 24                  | 1.0                | 62                 | 2.7                |
| Garrett                | 837                 | 63            | 7.5                | 60                  | 7.2                | 3                  | 0.4                |
| Washington             | 4,942               | 58            | 1.2                | 17                  | 0.3                | 41                 | 0.8                |
| <b>Fifth Circuit</b>   | <b>24,601</b>       | <b>565</b>    | <b>2.3</b>         | <b>393</b>          | <b>1.6</b>         | <b>172</b>         | <b>0.7</b>         |
| Anne Arundel           | 17,425              | 289           | 1.7                | 179                 | 1.0                | 110                | 0.6                |
| Carroll                | 2,895               | 66            | 2.3                | 48                  | 1.7                | 18                 | 0.6                |
| Howard                 | 4,281               | 210           | 4.9                | 166                 | 3.9                | 44                 | 1.0                |
| <b>Sixth Circuit</b>   | <b>27,963</b>       | <b>1,038</b>  | <b>3.7</b>         | <b>852</b>          | <b>3.0</b>         | <b>186</b>         | <b>0.7</b>         |
| Frederick              | 3,909               | 38            | 1.0                | 11                  | 0.3                | 27                 | 0.7                |
| Montgomery             | 24,054              | 1,000         | 4.2                | 841                 | 3.5                | 159                | 0.7                |
| <b>Seventh Circuit</b> | <b>35,162</b>       | <b>1,075</b>  | <b>3.1</b>         | <b>822</b>          | <b>2.3</b>         | <b>253</b>         | <b>0.7</b>         |
| Calvert                | 2,803               | 25            | 0.9                | 12                  | 0.4                | 13                 | 0.5                |
| Charles                | 4,373               | 695           | 15.9               | 651                 | 14.9               | 44                 | 1.0                |
| Prince George's        | 25,267              | 315           | 1.2                | 140                 | 0.6                | 175                | 0.7                |
| St. Mary's             | 2,719               | 40            | 1.5                | 19                  | 0.7                | 21                 | 0.8                |
| <b>Eighth Circuit</b>  | <b>24,598</b>       | <b>1,093</b>  | <b>4.4</b>         | <b>881</b>          | <b>3.6</b>         | <b>212</b>         | <b>0.9</b>         |
| Baltimore City         | 24,598              | 1,093         | 4.4                | 881                 | 3.6                | 212                | 0.9                |
| <b>STATE</b>           | <b>156,294</b>      | <b>7,476</b>  | <b>4.8</b>         | <b>6,092</b>        | <b>3.9</b>         | <b>1,384</b>       | <b>0.9</b>         |

\*Includes Civil-General and Civil-Family.

NOTE: See note on Table CC-13.

**TABLE CC-18**

**THREE-YEAR COMPARATIVE TABLE  
CRIMINAL CASES TRIED**

**FISCAL YEAR 2002 - FISCAL YEAR 2004**

|                        | <b>2001-02</b> | <b>2002-03</b> | <b>2003-04</b> |
|------------------------|----------------|----------------|----------------|
| <b>First Circuit</b>   | <b>757</b>     | <b>879</b>     | <b>900</b>     |
| Dorchester             | 14             | 29             | 29             |
| Somerset               | 14             | 5              | 24             |
| Wicomico               | 89             | 123            | 100            |
| Worcester              | 640            | 722            | 747            |
| <b>Second Circuit</b>  | <b>190</b>     | <b>158</b>     | <b>173</b>     |
| Caroline               | 48             | 34             | 27             |
| Cecil                  | 37             | 44             | 60             |
| Kent                   | 16             | 16             | 10             |
| Queen Anne's           | 29             | 26             | 15             |
| Talbot                 | 60             | 38             | 61             |
| <b>Third Circuit</b>   | <b>240</b>     | <b>79</b>      | <b>140</b>     |
| Baltimore              | 169            | 26             | 83             |
| Harford                | 71             | 53             | 57             |
| <b>Fourth Circuit</b>  | <b>198</b>     | <b>178</b>     | <b>159</b>     |
| Allegany               | 40             | 24             | 27             |
| Garrett                | 10             | 17             | 10             |
| Washington             | 148            | 137            | 122            |
| <b>Fifth Circuit</b>   | <b>722</b>     | <b>729</b>     | <b>808</b>     |
| Anne Arundel           | 443            | 351            | 387            |
| Carroll                | 140            | 206            | 272            |
| Howard                 | 139            | 172            | 149            |
| <b>Sixth Circuit</b>   | <b>237</b>     | <b>214</b>     | <b>190</b>     |
| Frederick              | 24             | 28             | 22             |
| Montgomery             | 213            | 186            | 168            |
| <b>Seventh Circuit</b> | <b>236</b>     | <b>196</b>     | <b>203</b>     |
| Calvert                | 20             | 15             | 15             |
| Charles                | 23             | 30             | 29             |
| Prince George's        | 161            | 123            | 115            |
| St. Mary's             | 32             | 28             | 44             |
| <b>Eighth Circuit</b>  | <b>434</b>     | <b>375</b>     | <b>789</b>     |
| Baltimore City         | 434            | 375            | 789            |
| <b>STATE</b>           | <b>3,014</b>   | <b>2,808</b>   | <b>3,362</b>   |

NOTE: See note on Table CC-13.

**TABLE CC-19**  
**CRIMINAL CASES**  
**RATIO OF TRIALS TO DISPOSITIONS**

**JULY 1, 2003 - JUNE 30, 2004**  
**FISCAL YEAR 2004**

|                        | <b>Dispositions</b> | <b>Trials</b> | <b>Percentages</b> | <b>Court Trials</b> | <b>Percentages</b> | <b>Jury Trials</b> | <b>Percentages</b> |
|------------------------|---------------------|---------------|--------------------|---------------------|--------------------|--------------------|--------------------|
| <b>First Circuit</b>   | <b>5,022</b>        | <b>900</b>    | <b>17.9</b>        | <b>808</b>          | <b>16.1</b>        | <b>92</b>          | <b>1.8</b>         |
| Dorchester             | 677                 | 29            | 4.3                | 12                  | 1.8                | 17                 | 2.5                |
| Somerset               | 394                 | 24            | 6.1                | 10                  | 2.5                | 14                 | 3.6                |
| Wicomico               | 2,577               | 100           | 3.9                | 51                  | 2.0                | 49                 | 1.9                |
| Worcester              | 1,374               | 747           | 54.4               | 735                 | 53.5               | 12                 | 0.9                |
| <b>Second Circuit</b>  | <b>3,157</b>        | <b>173</b>    | <b>5.5</b>         | <b>71</b>           | <b>2.2</b>         | <b>102</b>         | <b>3.2</b>         |
| Caroline               | 218                 | 27            | 12.4               | 12                  | 5.5                | 15                 | 6.9                |
| Cecil                  | 2,008               | 60            | 3.0                | 22                  | 1.1                | 38                 | 1.9                |
| Kent                   | 271                 | 10            | 3.7                | 6                   | 2.2                | 4                  | 1.5                |
| Queen Anne's           | 300                 | 15            | 5.0                | 7                   | 2.3                | 8                  | 2.7                |
| Talbot                 | 360                 | 61            | 16.9               | 24                  | 6.7                | 37                 | 10.3               |
| <b>Third Circuit</b>   | <b>8,620</b>        | <b>140</b>    | <b>1.6</b>         | <b>28</b>           | <b>0.3</b>         | <b>112</b>         | <b>1.0</b>         |
| Baltimore              | 6,363               | 83            | 1.3                | 8                   | 0.1                | 75                 | 1.2                |
| Harford                | 2,257               | 57            | 2.5                | 20                  | 0.9                | 37                 | 1.6                |
| <b>Fourth Circuit</b>  | <b>3,493</b>        | <b>159</b>    | <b>4.6</b>         | <b>76</b>           | <b>2.2</b>         | <b>83</b>          | <b>2.4</b>         |
| Allegany               | 660                 | 27            | 4.1                | 11                  | 1.7                | 16                 | 2.4                |
| Garrett                | 158                 | 10            | 6.3                | 3                   | 1.9                | 7                  | 4.4                |
| Washington             | 2,675               | 122           | 4.6                | 62                  | 2.3                | 60                 | 2.2                |
| <b>Fifth Circuit</b>   | <b>9,497</b>        | <b>808</b>    | <b>8.5</b>         | <b>628</b>          | <b>6.6</b>         | <b>180</b>         | <b>1.9</b>         |
| Anne Arundel           | 5,775               | 387           | 6.7                | 318                 | 5.5                | 69                 | 1.2                |
| Carroll                | 1,985               | 272           | 13.7               | 245                 | 12.3               | 27                 | 1.4                |
| Howard                 | 1,737               | 149           | 8.6                | 65                  | 3.7                | 84                 | 4.8                |
| <b>Sixth Circuit</b>   | <b>6,853</b>        | <b>190</b>    | <b>2.8</b>         | <b>72</b>           | <b>1.1</b>         | <b>118</b>         | <b>1.7</b>         |
| Frederick              | 1,939               | 22            | 1.1                | 8                   | 0.4                | 14                 | 0.7                |
| Montgomery             | 4,914               | 168           | 3.4                | 64                  | 1.3                | 104                | 2.1                |
| <b>Seventh Circuit</b> | <b>9,680</b>        | <b>212</b>    | <b>2.2</b>         | <b>40</b>           | <b>0.4</b>         | <b>163</b>         | <b>1.7</b>         |
| Calvert                | 451                 | 15            | 3.3                | 9                   | 2.0                | 6                  | 1.3                |
| Charles                | 1,619               | 38            | 2.3                | 9                   | 0.6                | 20                 | 1.2                |
| Prince George's        | 6,949               | 115           | 1.7                | 3                   | 0.0                | 112                | 1.6                |
| St. Mary's             | 661                 | 44            | 6.7                | 19                  | 2.9                | 25                 | 3.8                |
| <b>Eighth Circuit</b>  | <b>24,975</b>       | <b>789</b>    | <b>3.2</b>         | <b>299</b>          | <b>1.2</b>         | <b>490</b>         | <b>2.0</b>         |
| Baltimore City         | 24,975              | 789           | 3.2                | 299                 | 1.2                | 490                | 2.0                |
| <b>STATE</b>           | <b>71,297</b>       | <b>3,371</b>  | <b>4.7</b>         | <b>2,022</b>        | <b>2.8</b>         | <b>1,340</b>       | <b>1.9</b>         |

NOTE: See note on Table CC-13.

**TABLE CC-20**  
**POPULATION IN RELATION TO CIRCUIT COURT CASELOAD**  
**JULY 1, 2003 - JUNE 30, 2004**  
**FISCAL YEAR 2004**

|                        | Population*      | POPULATION AND CASELOAD PER CIRCUIT COURT JUDGE |                      |                       |            |                            |            | CASES FILED IN THE CIRCUIT COURT PER THOUSAND POPULATION |           |           | RATIO OF JURY TRIALS TO POPULATION |                     |
|------------------------|------------------|---|----------------------|-----------------------|------------|----------------------------|------------|--|-----------|-----------|------------------------------------|---------------------|
|                        |                  | No. of Judges                                   | Population Per Judge | Cases Filed Per Judge |            | Cases Terminated Per Judge |            | Civil **   | Criminal  | Total     | No. of Jury Trials                 | Per 1000 Population |
|                        |                  |   |                      | Civil **              | Criminal   | Civil **                   | Criminal   |  |           |           |                                    |                     |
| <b>First Circuit</b>   |                  |   |                      |                       |            |                            |            |  |           |           |                                    |                     |
| Dorchester             | 30,500           | 1.0   | 30,500               | 1,593                 | 599        | 1,533                      | 677        | 52   | 20        | 72        | 22                                 | 0.7                 |
| Somerset               | 25,900           | 1.0   | 25,900               | 1,575                 | 341        | 1,450                      | 394        | 61   | 13        | 74        | 19                                 | 0.7                 |
| Wicomico               | 88,200           | 3.0   | 29,400               | 1,056                 | 937        | 987                        | 859        | 36   | 32        | 68        | 74                                 | 0.8                 |
| Worcester              | 50,600           | 2.0   | 25,300               | 1,709                 | 748        | 1,655                      | 987        | 68   | 30        | 97        | 21                                 | 0.4                 |
| <b>Second Circuit</b>  |                  |   |                      |                       |            |                            |            |  |           |           |                                    |                     |
| Caroline               | 30,800           | 1.0   | 30,800               | 1,461                 | 370        | 1,526                      | 218        | 47   | 12        | 59        | 17                                 | 0.6                 |
| Cecil                  | 94,300           | 3.0   | 31,433               | 1,481                 | 762        | 1,337                      | 669        | 47   | 24        | 71        | 84                                 | 0.9                 |
| Kent                   | 19,700           | 1.0   | 19,700               | 848                   | 312        | 760                        | 271        | 43   | 16        | 59        | 8                                  | 0.4                 |
| Queen Anne's           | 44,500           | 1.0   | 44,500               | 1,116                 | 337        | 1,060                      | 300        | 25   | 8         | 33        | 22                                 | 0.5                 |
| Talbot                 | 34,800           | 1.0   | 34,800               | 1,204                 | 390        | 1,182                      | 360        | 35   | 11        | 46        | 48                                 | 1.4                 |
| <b>Third Circuit</b>   |                  |   |                      |                       |            |                            |            |  |           |           |                                    |                     |
| Baltimore              | 781,700          | 16.0  | 48,856               | 1,497                 | 396        | 1,188                      | 398        | 31   | 8         | 39        | 346                                | 0.4                 |
| Harford                | 233,400          | 5.0   | 46,680               | 1,353                 | 508        | 933                        | 451        | 29   | 11        | 40        | 100                                | 0.4                 |
| <b>Fourth Circuit</b>  |                  |   |                      |                       |            |                            |            |  |           |           |                                    |                     |
| Allegany               | 73,800           | 2.0   | 36,900               | 1,452                 | 372        | 1,302                      | 330        | 39   | 10        | 49        | 78                                 | 1.1                 |
| Garrett                | 29,900           | 1.0   | 29,900               | 951                   | 167        | 920                        | 158        | 32   | 6         | 37        | 10                                 | 0.3                 |
| Washington             | 136,100          | 4.0   | 34,025               | 1,629                 | 746        | 1,503                      | 669        | 48   | 22        | 70        | 101                                | 0.7                 |
| <b>Fifth Circuit</b>   |                  |   |                      |                       |            |                            |            |  |           |           |                                    |                     |
| Anne Arundel           | 516,000          | 10.0  | 51,600               | 1,746                 | 639        | 1,974                      | 577        | 34   | 12        | 46        | 179                                | 0.3                 |
| Carroll                | 164,500          | 3.0   | 54,833               | 1,373                 | 805        | 1,239                      | 662        | 25   | 15        | 40        | 45                                 | 0.3                 |
| Howard                 | 272,500          | 5.0   | 54,500               | 1,024                 | 403        | 1,010                      | 347        | 19   | 7         | 26        | 128                                | 0.5                 |
| <b>Sixth Circuit</b>   |                  |   |                      |                       |            |                            |            |  |           |           |                                    |                     |
| Frederick              | 219,400          | 4.0   | 54,850               | 1,477                 | 585        | 1,258                      | 485        | 27   | 11        | 38        | 41                                 | 0.2                 |
| Montgomery             | 938,200          | 20.0  | 46,910               | 1,495                 | 252        | 1,489                      | 246        | 32   | 5         | 37        | 263                                | 0.3                 |
| <b>Seventh Circuit</b> |                  |   |                      |                       |            |                            |            |  |           |           |                                    |                     |
| Calvert                | 85,600           | 2.0   | 42,800               | 1,920                 | 251        | 1,663                      | 226        | 45   | 6         | 51        | 19                                 | 0.2                 |
| Charles                | 135,200          | 4.0   | 33,800               | 1,515                 | 451        | 1,459                      | 405        | 45   | 13        | 58        | 64                                 | 0.5                 |
| Prince George's        | 854,500          | 23.0  | 37,152               | 1,274                 | 351        | 1,192                      | 302        | 34   | 9         | 44        | 287                                | 0.3                 |
| St. Mary's             | 91,400           | 3.0   | 30,933               | 1,125                 | 233        | 1,034                      | 220        | 36   | 8         | 44        | 46                                 | 0.5                 |
| <b>Eighth Circuit</b>  |                  |   |                      |                       |            |                            |            |  |           |           |                                    |                     |
| Baltimore City         | 633,100          | 30.0  | 20,917               | 1,337                 | 906        | 1,079                      | 832        | 64   | 43        | 107       | 702                                | 1.1                 |
| <b>STATE</b>           | <b>5,584,600</b> | <b>146.0</b>                                    | <b>38,251</b>        | <b>1,396</b>          | <b>536</b> | <b>1,270</b>               | <b>488</b> | <b>36</b>  | <b>14</b> | <b>51</b> | <b>2,724</b>                       | <b>0.5</b>          |

\*Population estimate for July 1, 2004, issued by the Maryland Center for Health Statistics.

\*\*Civil includes civil-general, civil-family and juvenile.

**TABLE CC-21**  
**TOTAL CASES PENDING**  
**IN THE CIRCUIT COURTS**

**FISCAL YEAR 2004**

|                        | <b>Civil - General</b> | <b>Civil - Family</b> | <b>Juvenile</b> | <b>Criminal</b> | <b>Total</b>   |
|------------------------|------------------------|-----------------------|-----------------|-----------------|----------------|
| <b>First Circuit</b>   | <b>1,429</b>           | <b>2,796</b>          | <b>840</b>      | <b>2,112</b>    | <b>7,177</b>   |
| Dorchester             | 222                    | 414                   | 87              | 246             | 969            |
| Somerset               | 192                    | 426                   | 215             | 173             | 1,006          |
| Wicomico               | 559                    | 1,147                 | 365             | 978             | 3,049          |
| Worcester              | 456                    | 809                   | 173             | 715             | 2,153          |
| <b>Second Circuit</b>  | <b>1,890</b>           | <b>3,270</b>          | <b>1,273</b>    | <b>3,616</b>    | <b>10,049</b>  |
| Caroline               | 276                    | 474                   | 323             | 435             | 1,508          |
| Cecil                  | 1,105                  | 1,902                 | 534             | 2,581           | 6,122          |
| Kent                   | 112                    | 286                   | 62              | 211             | 671            |
| Queen Anne's           | 230                    | 223                   | 221             | 141             | 815            |
| Talbot                 | 167                    | 385                   | 133             | 248             | 933            |
| <b>Third Circuit</b>   | <b>10,194</b>          | <b>16,959</b>         | <b>7,053</b>    | <b>9,583</b>    | <b>43,789</b>  |
| Baltimore              | 8,057                  | 10,888                | 5,762           | 6,337           | 31,044         |
| Harford                | 2,137                  | 6,071                 | 1,291           | 3,246           | 12,745         |
| <b>Fourth Circuit</b>  | <b>1,438</b>           | <b>3,270</b>          | <b>1,935</b>    | <b>1,693</b>    | <b>8,336</b>   |
| Allegany               | 566                    | 658                   | 575             | 316             | 2,115          |
| Garrett                | 191                    | 241                   | 214             | 96              | 742            |
| Washington             | 681                    | 2,371                 | 1,146           | 1,281           | 5,479          |
| <b>Fifth Circuit</b>   | <b>7,292</b>           | <b>8,767</b>          | <b>3,146</b>    | <b>8,827</b>    | <b>28,032</b>  |
| Anne Arundel           | 4,532                  | 4,954                 | 1,524           | 4,784           | 15,794         |
| Carroll                | 929                    | 1,602                 | 718             | 1,961           | 5,210          |
| Howard                 | 1,831                  | 2,211                 | 904             | 2,082           | 7,028          |
| <b>Sixth Circuit</b>   | <b>9,230</b>           | <b>9,605</b>          | <b>2,312</b>    | <b>5,346</b>    | <b>26,493</b>  |
| Frederick              | 1,450                  | 3,385                 | 702             | 2,177           | 7,714          |
| Montgomery             | 7,780                  | 6,220                 | 1,610           | 3,169           | 18,779         |
| <b>Seventh Circuit</b> | <b>11,021</b>          | <b>16,848</b>         | <b>1,588</b>    | <b>13,156</b>   | <b>42,613</b>  |
| Calvert                | 618                    | 1,149                 | 556             | 318             | 2,641          |
| Charles                | 1,184                  | 2,018                 | 647             | 1,613           | 5,462          |
| Prince George's        | 8,745                  | 12,663                | ***             | 10,946          | 32,354         |
| St. Mary's             | 474                    | 1,018                 | 385             | 279             | 2,156          |
| <b>Eighth Circuit</b>  | <b>22,752</b>          | <b>6,461</b>          | <b>15,235</b>   | <b>27,404</b>   | <b>71,852</b>  |
| Baltimore City         | 22,752                 | 6,461                 | 15,235          | 27,404          | 71,852         |
| <b>STATE</b>           | <b>65,246</b>          | <b>67,976</b>         | <b>33,382</b>   | <b>71,737</b>   | <b>238,341</b> |

\*\*\* Child welfare numbers are unavailable due to reporting problems.

Note: Juvenile data is incomplete due to reporting problems.

**TABLE CC-22**  
**CIRCUIT COURT NON-JUDICIAL WORKLOAD**  
**FISCAL YEAR 2002**

|                        | <b>Business Licenses</b> | <b>Marriage Licenses</b> | <b>Marriage Ceremonies</b> | <b>Land Instruments Recorded</b> | <b>Judgments and Liens Recorded</b> | <b>Oaths Administered</b> | <b>Notary Commissions</b> | <b>Passports</b> | <b>Juror Qualification Forms</b> | <b>Land Records Cashier Collections</b> | <b>License Cashier Collections</b> |
|------------------------|--------------------------|--------------------------|----------------------------|----------------------------------|-------------------------------------|---------------------------|---------------------------|------------------|----------------------------------|---|------------------------------------|
| <b>First Circuit</b>   |                          |                          |                            |                                  |                                     |                           |                           |                  |                                  |   |                                    |
| Dorchester             | 1,113                    | 208                      | 68                         | 6,935                            | 1,180                               | 22                        | 141                       | N/A              | N/A                              | \$2,780,984.50                          | \$59,878.88                        |
| Somerset               | 745                      | 187                      | 36                         | 4,689                            | 176                                 | 125                       | 49                        | 0                | 1,200                            | \$584,116.47                            | \$29,839.21                        |
| Wicomico               | N/A                      | N/A                      | N/A                        | N/A                              | N/A                                 | N/A                       | N/A                       | N/A              | N/A                              | N/A                                     | N/A                                |
| Worcester              | 3,458                    | 775                      | 177                        | 32,781                           | 582                                 | 408                       | 250                       | 0                | 2,599                            | \$13,168,670.34                         | \$171,144.46                       |
| <b>Second Circuit</b>  |                          |                          |                            |                                  |                                     |                           |                           |                  |                                  |   |                                    |
| Caroline               | N/A                      | N/A                      | N/A                        | N/A                              | N/A                                 | N/A                       | N/A                       | N/A              | N/A                              | N/A                                     | N/A                                |
| Cecil                  | 1,838                    | 2,144                    | 1,288                      | 23,365                           | 3,714                               | 58                        | 275                       | 661              | 4,720                            | N/A                                     | N/A                                |
| Kent                   | 866                      | 187                      | 68                         | 4,811                            | 438                                 | 24                        | 79                        | N/A              | 1,800                            | \$2,150,905.24                          | \$58,660.49                        |
| Queen Anne's           | 1,716                    | 447                      | 67                         | 15,483                           | 922                                 | 32                        | 270                       | 302              | 2,594                            | \$7,488,807.43                          | \$110,949.02                       |
| Talbot                 | N/A                      | 364                      | 87                         | 11,637                           | 712                                 | 24                        | 178                       | N/A              | 4,600                            | \$8,816,080.59                          | \$128,430.75                       |
| <b>Third Circuit</b>   |                          |                          |                            |                                  |                                     |                           |                           |                  |                                  |   |                                    |
| Baltimore              | 12,178                   | 5,184                    | 1,781                      | 174,418                          | 12,578                              | 452                       | 3,755                     | N/A              | N/A                              | \$15,284,195.59                         | \$1,819,902.31                     |
| Harford                | N/A                      | 1,426                    | 526                        | 61,058                           | 3,074                               | 153                       | 1,208                     | N/A              | N/A                              | \$17,999,560.00                         | \$346,760.00                       |
| <b>Fourth Circuit</b>  |                          |                          |                            |                                  |                                     |                           |                           |                  |                                  |   |                                    |
| Allegany               | 1,996                    | 620                      | 587                        | 8,005                            | 1,127                               | 56                        | 271                       | 690              | 2,568                            | \$1,515,463.01                          | \$184,200.01                       |
| Garrett                | 1,090                    | 366                      | 134                        | 9,799                            | 588                                 | 1,335                     | 1,290                     | N/A              | N/A                              | \$4,797,048.00                          | \$96,576.00                        |
| Washington             | 4,004                    | 1,122                    | 460                        | 26,302                           | N/A                                 | 687                       | 558                       | 1,479            | 4,000                            | \$7,986,955.00                          | \$11,037,192.00                    |
| <b>Fifth Circuit</b>   |                          |                          |                            |                                  |                                     |                           |                           |                  |                                  |   |                                    |
| Anne Arundel           | 12,269                   | 4,090                    | 1,315                      | 153,087                          | 25,605                              | 28                        | 2,619                     | 949              | N/A                              | \$86,627,843.88                         | \$1,254,977.81                     |
| Carroll                | 4,112                    | 972                      | 313                        | 47,870                           | 1,358                               | N/A                       | 948                       | N/A              | N/A                              | \$5,036,829.12                          | \$354,067.56                       |
| Howard                 | 3,876                    | 1,605                    | 703                        | N/A                              | 721                                 | 141                       | 1,140                     | N/A              | N/A                              | \$45,445,760.92                         | \$584,598.39                       |
| <b>Sixth Circuit</b>   |                          |                          |                            |                                  |                                     |                           |                           |                  |                                  |   |                                    |
| Frederick              | N/A                      | 1,700                    | 460                        | 66,048                           | 1,874                               | 142                       | 1,054                     | 3,480            | 5,841                            | \$9,185,781.82                          | Combined w/LRCC                    |
| Montgomery             | N/A                      | 6,373                    | 6,043                      | 256,674                          | 10,085                              | 312                       | 3,350                     | 969              | N/A                              | \$37,233,261.16                         | \$1,813,633.40                     |
| <b>Seventh Circuit</b> |                          |                          |                            |                                  |                                     |                           |                           |                  |                                  |   |                                    |
| Calvert                | 1,192                    | 511                      | 161                        | 26,529                           | 810                                 | 38                        | 529                       | 308              | 5,000                            | \$9,818,504.60                          | N/A                                |
| Charles                | 2,146                    | 673                      | 349                        | 38,890                           | 360                                 | 1,732                     | 570                       | 388              | N/A                              | \$4,349,856.45                          | \$256,608.70                       |
| Prince George's        | 9,454                    | 5,375                    | 4,908                      | 168,339                          | 58,814                              | 607                       | 2,754                     | 1,024            | 130,000                          | \$14,671,475.19                         | \$2,433,530.64                     |
| St. Mary's             | 1,100                    | 639                      | 234                        | 20,832                           | 1,574                               | 271                       | 271                       | N/A              | 6,000                            | \$10,572,209.22                         | Combined w/LRCC                    |
| <b>Eighth Circuit</b>  |                          |                          |                            |                                  |                                     |                           |                           |                  |                                  |   |                                    |
| Baltimore City         | 13,855                   | 5,449                    | 1,873                      | 103,805                          | N/A                                 | N/A                       | N/A                       | N/A              | N/A                              | \$19,995,515.00                         | \$1,266,713.00                     |
| <b>STATE</b>           | <b>77,008</b>            | <b>40,417</b>            | <b>21,638</b>              | <b>1,261,357</b>                 | <b>126,292</b>                      | <b>6,647</b>              | <b>21,559</b>             | <b>10,250</b>    | <b>170,922</b>                   | <b>\$325,509,823.53</b>                 | <b>\$22,007,662.63</b>             |



**TABLE CC-23**  
**CIRCUIT COURT NON-JUDICIAL WORKLOAD**  
**FISCAL YEAR 2003**

|                        | <b>Business Licenses</b> | <b>Marriage Licenses</b> | <b>Marriage Ceremonies</b> | <b>Land Instruments Recorded</b> | <b>Judgments and Liens Recorded</b> | <b>Oaths Administered</b> | <b>Notary Commissions</b> | <b>Passports</b> | <b>Juror Qualification Forms</b> | <b>Land Records Cashier Collections</b> | <b>License Cashier Collections</b> |
|------------------------|--------------------------|--------------------------|----------------------------|----------------------------------|-------------------------------------|---------------------------|---------------------------|------------------|----------------------------------|---|------------------------------------|
| <b>First Circuit</b>   |                          |                          |                            |                                  |                                     |                           |                           |                  |                                  |   |                                    |
| Dorchester             | 758                      | 209                      | 79                         | 7,826                            | 1,190                               | 98                        | 134                       | N/A              | N/A                              | \$3,325,643.43                          | \$60,825.71                        |
| Somerset               | 705                      | 186                      | 64                         | 5,090                            | 324                                 | 91                        | 59                        | 0                | 1,401                            | \$1,153,988.32                          | \$30,530.04                        |
| Wicomico               | N/A                      | N/A                      | N/A                        | N/A                              | N/A                                 | N/A                       | N/A                       | N/A              | N/A                              | N/A                                     | N/A                                |
| Worcester              | 3,323                    | 830                      | 192                        | 38,377                           | 584                                 | 357                       | 242                       | 0                | 2,680                            | \$17,561,808.26                         | \$167,162.90                       |
| <b>Second Circuit</b>  |                          |                          |                            |                                  |                                     |                           |                           |                  |                                  |   |                                    |
| Caroline               | N/A                      | N/A                      | N/A                        | N/A                              | N/A                                 | N/A                       | N/A                       | N/A              | N/A                              | N/A                                     | N/A                                |
| Cecil                  | 1,871                    | 1,903                    | 1,556                      | 28,146                           | 3,979                               | 289                       | 281                       | 776              | 4,760                            | N/A                                     | N/A                                |
| Kent                   | 831                      | 187                      | 73                         | 5,547                            | 364                                 | 69                        | 92                        | N/A              | 1,800                            | \$2,544,221.03                          | \$56,342.83                        |
| Queen Anne's           | 1,575                    | 488                      | 86                         | 19,971                           | 820                                 | 97                        | 239                       | 336              | 2,262                            | \$8,773,711.20                          | \$109,916.97                       |
| Talbot                 | 977                      | 420                      | 101                        | 14,260                           | 943                                 | 89                        | 177                       | N/A              | 5,100                            | \$11,021,672.06                         | \$131,135.43                       |
| <b>Third Circuit</b>   |                          |                          |                            |                                  |                                     |                           |                           |                  |                                  |   |                                    |
| Baltimore              | 11,739                   | 5,187                    | 1,781                      | 210,960                          | 12,984                              | 637                       | 3,124                     | N/A              | N/A                              | \$19,541,243.80                         | \$1,806,556.71                     |
| Harford                | 4,362                    | 1,430                    | 502                        | 77,766                           | 3,416                               | 200                       | 1,132                     | N/A              | N/A                              | \$20,959,371.00                         | \$346,475.00                       |
| <b>Fourth Circuit</b>  |                          |                          |                            |                                  |                                     |                           |                           |                  |                                  |   |                                    |
| Allegany               | 2,087                    | 656                      | 621                        | 9,388                            | 1,012                               | 149                       | 236                       | 577              | 2,655                            | \$1,716,081.60                          | \$191,677.97                       |
| Garrett                | 1,118                    | 339                      | 141                        | 10,699                           | 483                                 | 1,275                     | 1,230                     | N/A              | N/A                              | \$6,903,380.00                          | \$94,339.00                        |
| Washington             | 4,105                    | 1,029                    | 408                        | 32,745                           | N/A                                 | 691                       | 588                       | 1,402            | 3,601                            | \$10,524,204.00                         | \$12,725,582.00                    |
| <b>Fifth Circuit</b>   |                          |                          |                            |                                  |                                     |                           |                           |                  |                                  |   |                                    |
| Anne Arundel           | 12,581                   | 3,953                    | 1,344                      | 199,385                          | 21,935                              | 86                        | 2,752                     | 333              | N/A                              | \$95,266,597.33                         | \$1,227,678.82                     |
| Carroll                | 4,066                    | 1,028                    | 352                        | 63,373                           | 1,376                               | N/A                       | 1,242                     | N/A              | N/A                              | \$5,959,272.17                          | \$342,075.29                       |
| Howard                 | 4,114                    | 1,655                    | 777                        | N/A                              | 931                                 | 214                       | 1,101                     | N/A              | N/A                              | \$52,679,344.98                         | \$572,825.94                       |
| <b>Sixth Circuit</b>   |                          |                          |                            |                                  |                                     |                           |                           |                  |                                  |   |                                    |
| Frederick              | 3,027                    | 1,658                    | 529                        | 87,586                           | 2,233                               | 507                       | 1,037                     | 3,722            | 6,306                            | \$11,074,998.80                         | Combined w/LRCC                    |
| Montgomery             | N/A                      | 6,770                    | 6,344                      | 341,415                          | 10,380                              | 444                       | 3,474                     | 1,549            | N/A                              | \$37,500,795.28                         | \$1,597,664.04                     |
| <b>Seventh Circuit</b> |                          |                          |                            |                                  |                                     |                           |                           |                  |                                  |   |                                    |
| Calvert                | 1,132                    | 509                      | 179                        | 35,125                           | 845                                 | 76                        | 458                       | 519              | 5,000                            | \$12,309,479.55                         | \$73,686.75                        |
| Charles                | 2,097                    | 927                      | 416                        | 53,343                           | 1,401                               | 1,813                     | 574                       | 574              | N/A                              | \$5,717,353.88                          | \$246,128.21                       |
| Prince George's        | 9,136                    | 5,346                    | 4,993                      | 204,626                          | 75,912                              | 745                       | 2,890                     | 991              | 130,000                          | \$16,830,232.00                         | \$1,845,511.16                     |
| St. Mary's             | 1,209                    | 671                      | 245                        | 30,493                           | 1,497                               | 302                       | 302                       | N/A              | 6,500                            | \$13,619,008.27                         | Combined w/LRCC                    |
| <b>Eighth Circuit</b>  |                          |                          |                            |                                  |                                     |                           |                           |                  |                                  |   |                                    |
| Baltimore City         | 14,859                   | 5,450                    | 1,852                      | 101,419                          | N/A                                 | N/A                       | N/A                       | N/A              | N/A                              | \$23,893,472.00                         | \$2,242,495.00                     |
| <b>STATE</b>           | <b>85,672</b>            | <b>40,831</b>            | <b>22,635</b>              | <b>1,577,540</b>                 | <b>142,609</b>                      | <b>8,229</b>              | <b>21,364</b>             | <b>10,779</b>    | <b>172,065</b>                   | <b>\$378,875,878.96</b>                 | <b>\$23,868,609.77</b>             |

**TABLE CC-24**  
**CIRCUIT COURT NON-JUDICIAL WORKLOAD**  
**FISCAL YEAR 2004**

|                        | <b>Business Licenses</b> | <b>Marriage Licenses</b> | <b>Marriage Ceremonies</b> | <b>Land Instruments Recorded</b> | <b>Judgments and Liens Recorded</b> | <b>Oaths Administered</b> | <b>Notary Commissions</b> | <b>Passports</b> | <b>Juror Qualification Forms</b> | <b>Land Records Cashier Collections</b> | <b>License Cashier Collections</b> |
|------------------------|--------------------------|--------------------------|----------------------------|----------------------------------|-------------------------------------|---------------------------|---------------------------|------------------|----------------------------------|---|------------------------------------|
| <b>First Circuit</b>   |                          |                          |                            |                                  |                                     |                           |                           |                  |                                  |   |                                    |
| Dorchester             | 836                      | 246                      | 80                         | 8,563                            | 1,029                               | 29                        | 131                       | N/A              | N/A                              | \$5,706,045.02                          | \$65,527.83                        |
| Somerset               | 1,163                    | 166                      | 41                         | 5,645                            | 241                                 | 11                        | 69                        | 0                | 1,369                            | \$1,432,659.74                          | \$56,487.48                        |
| Wicomico               | N/A                      | N/A                      | N/A                        | N/A                              | N/A                                 | N/A                       | N/A                       | N/A              | N/A                              | N/A                                     | N/A                                |
| Worcester              | 3,234                    | 803                      | 215                        | 35,418                           | 336                                 | 327                       | 266                       | 0                | 2,957                            | \$25,994,343.92                         | \$186,043.18                       |
| <b>Second Circuit</b>  |                          |                          |                            |                                  |                                     |                           |                           |                  |                                  |   |                                    |
| Caroline               | N/A                      | N/A                      | N/A                        | N/A                              | N/A                                 | N/A                       | N/A                       | N/A              | N/A                              | N/A                                     | N/A                                |
| Cecil                  | 1,875                    | 1,818                    | 1,061                      | 30,738                           | 3,548                               | 71                        | 270                       | 806              | 4,800                            | N/A                                     | N/A                                |
| Kent                   | 828                      | 189                      | 76                         | 6,002                            | 316                                 | 27                        | 63                        | N/A              | 1,800                            | \$4,746,153.13                          | \$56,934.92                        |
| Queen Anne's           | 1,791                    | 455                      | 72                         | 19,127                           | 775                                 | 57                        | 255                       | 447              | 2,654                            | \$11,124,704.91                         | \$115,841.62                       |
| Talbot                 | 1,113                    | 409                      | 95                         | 14,030                           | 939                                 | 47                        | 161                       | N/A              | 5,100                            | \$16,002,887.20                         | \$127,564.06                       |
| <b>Third Circuit</b>   |                          |                          |                            |                                  |                                     |                           |                           |                  |                                  |   |                                    |
| Baltimore              | 12,273                   | 5,423                    | 1,854                      | 241,581                          | 12,896                              | 437                       | 3,481                     | N/A              | N/A                              | \$27,499,420.50                         | \$1,804,599.65                     |
| Harford                | 4,400                    | 1,450                    | 530                        | 85,291                           | 3,472                               | 375                       | 1,210                     | N/A              | N/A                              | \$24,965,905.00                         | \$403,892.00                       |
| <b>Fourth Circuit</b>  |                          |                          |                            |                                  |                                     |                           |                           |                  |                                  |   |                                    |
| Allegany               | 2,049                    | 594                      | 557                        | 12,025                           | 1,058                               | 75                        | 235                       | 729              | 2,674                            | \$2,879,904.53                          | \$185,371.03                       |
| Garrett                | 1,163                    | 317                      | 110                        | 10,741                           | 492                                 | 1,490                     | 1,450                     | N/A              | N/A                              | \$8,806,897.00                          | \$102,117.00                       |
| Washington             | 4,197                    | 1,035                    | 368                        | 36,287                           | N/A                                 | 712                       | 553                       | 1,696            | 3,529                            | \$15,027,389.00                         | \$19,617,581.00                    |
| <b>Fifth Circuit</b>   |                          |                          |                            |                                  |                                     |                           |                           |                  |                                  |   |                                    |
| Anne Arundel           | 13,022                   | 3,926                    | 1,268                      | 244,231                          | 15,786                              | 66                        | 2,526                     | 356              | N/A                              | \$130,777,742.17                        | \$1,316,410.48                     |
| Carroll                | 4,372                    | 984                      | 323                        | 61,505                           | 1,338                               | N/A                       | 966                       | N/A              | N/A                              | \$8,063,898.06                          | \$360,796.91                       |
| Howard                 | 5,372                    | 1,663                    | 755                        | 277,998                          | 774                                 | 89                        | 1,159                     | N/A              | N/A                              | \$69,285,262.22                         | \$622,387.37                       |
| <b>Sixth Circuit</b>   |                          |                          |                            |                                  |                                     |                           |                           |                  |                                  |   |                                    |
| Frederick              | 3,891                    | 1,673                    | 488                        | 91,296                           | 2,081                               | 127                       | 1,054                     | 3,925            | 5,093                            | \$14,930,054.19                         | Combined w/LRCC                    |
| Montgomery             | 9,441                    | 6,648                    | 6,293                      | 347,220                          | 9,397                               | 246                       | 3,255                     | 1,197            | N/A                              | \$63,520,867.80                         | \$2,016,310.26                     |
| <b>Seventh Circuit</b> |                          |                          |                            |                                  |                                     |                           |                           |                  |                                  |   |                                    |
| Calvert                | 1,163                    | 544                      | 181                        | 36,805                           | 929                                 | 45                        | 391                       | 0                | 5,000                            | \$15,086,036.80                         | \$85,902.61                        |
| Charles                | 1,988                    | 1,258                    | 558                        | 59,945                           | 203                                 | 1,959                     | 601                       | N/A              | N/A                              | \$6,830,097.34                          | \$265,566.47                       |
| Prince George's        | 10,962                   | 5,527                    | 5,054                      | 171,437                          | 64,533                              | 435                       | 3,307                     | 1,348            | 130,000                          | \$26,544,219.69                         | \$1,582,934.96                     |
| St. Mary's             | 1,412                    | 664                      | 227                        | 32,571                           | 1,555                               | 325                       | 325                       | N/A              | 6,500                            | \$19,258,867.87                         | Combined w/LRCC                    |
| <b>Eighth Circuit</b>  |                          |                          |                            |                                  |                                     |                           |                           |                  |                                  |   |                                    |
| Baltimore City         | 14,853                   | 5,140                    | 1,774                      | 117,386                          | N/A                                 | N/A                       | N/A                       | N/A              | N/A                              | \$33,318,519.00                         | \$1,455,453.00                     |
| <b>STATE</b>           | <b>101,398</b>           | <b>40,932</b>            | <b>21,980</b>              | <b>1,945,842</b>                 | <b>121,698</b>                      | <b>6,950</b>              | <b>21,728</b>             | <b>10,504</b>    | <b>171,476</b>                   | <b>\$531,801,875.09</b>                 | <b>\$30,427,721.83</b>             |

# The District Court

# THE DISTRICT COURT

The District Court of Maryland is a statewide court with 34 locations whose jurisdiction includes all landlord-tenant cases, civil claims for amounts up to \$25,000, motor vehicle violations, misdemeanors, certain felonies, and peace and protective orders. It is a court of record, with all cases decided by a judge.

The Chief Judge of the District Court is appointed by the Chief Judge of the Court of Appeals. The Office of the Chief Judge of the District Court includes the Chief Clerk, the Coordinator of Commissioner Activity and the Coordinator of the Alternative Dispute Resolution Office. Twelve administrative judges and several judicial committees addressing administrative, civil and criminal issues, support the Office.

## **Chief Clerk and Headquarters**

District Court Headquarters, headed by the Chief Clerk, serves as the hub for gathering and disseminating information among the 34 court locations statewide. The Chief Clerk assures uniformity in policies and procedures across the State. The Office of the Chief Clerk includes four assistant chief clerks whose departments assist in carrying out Headquarters functions:

- **Operations** provides direct support to the courts in the areas of technology, manuals and system-specific training, caseload management, etc. Operations staff also enter traffic citation data into the mainframe computer, provide telephonic assistance to individuals

regarding citations and court dates, and transcribe court records.

- **Administrative Services** produces materials and programs designed to communicate essential court information to the public and staff. This includes responsibility for the District Court internet and intranet presence on the Judiciary websites, development of brochures, forms and outreach to citizens and other stakeholders.

- **Engineering and Central Services** focuses on the safe and efficient operations of all court facilities, physical systems and supplies. In addition, ECS oversees warehouse, records management, and security issues, and is very involved with the planning and building/renovation of courthouses and other court facilities.

- **Finance** ensures all funds appropriated to the District Court by the Legislature each year are accounted for and spent in a manner consistent with Judiciary and State policies and procedures. Finance staff assist in preparing the Judiciary budget and with accounts payable. The Finance division uses a computerized system for processing payable traffic citations/scheduling trial dates.

## **Coordinator of Commissioner Activity**

The Coordinator of Commissioner Activity develops policy and procedures for the approximately 250 commissioners sitting 24 hours a day, 7 days a week throughout the

State at multiple locations. District Court commissioners determine probable cause and establish bail and conditions of release, among other duties. They serve as judicial officers and in this capacity also issue interim peace and protective orders during hours when the Court is closed.

## **Alternative Dispute Resolution Office**

The District Court operates an Alternative Dispute Resolution (ADR) program in many of its locations. This office recruits and trains the volunteer mediators, and coordinates the ADR sessions, either on a scheduled or day-of-court basis.

## **Accomplishments**

### **Rosenthal Appointed New Chief Clerk**

Joseph P. Rosenthal was named by Chief Judge James N. Vaughan as the new Chief Clerk of the District Court. Rosenthal assumed the position of Chief Clerk upon the retirement of Patti Platt in January 2004. Mr. Rosenthal most recently served as the Administrative Clerk in Harford County, and had been the head of the District Court Internal Audit Department for several years prior to that.

### **E-Citations**

Under the enthusiastic endorsement of Chief Judge Vaughan, the District Court began a cooperative effort with the Maryland State Police, the

Motor Vehicle Administration, the Maryland Highway Safety Office and the Chesapeake Regional Safety Council to automate traffic citations. This e-citation initiative will allow for the electronic processing of traffic tickets from the initial writing of the citation, to processing by the courts, to final disposition by the MVA on traffic license records.

### ***New District Courthouse Opens***

The John R. Hargrove Courthouse opened in Baltimore in March of 2003. The building was designed to have a lasting impact on the community and to set new standards in serving the public.

A new 71,392 square-foot, four-story courthouse in Silver Spring was near completion with an anticipated opening in the Fall of 2004.

Major renovations also were completed in facilities in Princess Anne, Somerset County, and Towson, Baltimore County.

### ***Commissioners***

The "24/7" legislation, which allows District Court commissioners to hear and rule on peace and protective orders, continues to have an impact on the workload of judges and commissioners throughout the State. While all districts have seen a significant increase in the volume of work due to the legislation, effective use of personnel by the Office of Commissioner Activity has maintained services to the public with only minor problems. The situation, however, continues to require careful monitoring.

### ***Special Court Programs***

The Harford County District Court

developed an innovative program to deal with nonviolent offenders who were continually in conflict with the law because of long term untreated mental illness. The Mental Health Diversion Project (MHDP), under the leadership of Judge Mimi Cooper, coordinates resources from the Public Defender's Office, the State's Attorney, Parole & Probation and the Clerk's office to provide closely monitored treatment in lieu of incarceration.

### ***Statistical Overview***

The District Court saw a fairly significant increase of 8.2% in case filings in Fiscal Year 2004, compared to the previous year's increase of 4.6%. The overall rise in filings can be attributed mainly to motor vehicle and criminal case increases, which were 8.2% and 10.5%, respectively. The number of cases per 1,000 population also rose in Fiscal Year 2004. There were 2,466,774 cases filed, representing 442 cases filed per 1,000 population; in Fiscal Year 2003, there were 413 cases filed per 1,000.

Over the past 10 years, case filings primarily have risen as the population has grown. The correlation between the two, however, is less than perfect. As noted in last year's Statistical Overview, a number of mitigating factors such as enforcement programs, socioeconomic conditions, new legislation, and even the weather, influence the Court's caseload. Discussion of the main case types below may include observations on those influencing factors.

Throughout the following and where long-term comparisons are discussed, figures for previous years

were calculated on the same bases, and those figures are not necessarily the ones published in the accompanying tables. (Two years ago, the District Court began including in the Statistical Abstract both filing and termination figures for all case types; it also added previously unreported case subcategories so the figures better reflect the caseload of the District Court. For instance, motor vehicle cases now include requests for trials on parking and red light citations and Mass Transit Administration cases, among other newly reported types.)

### ***Criminal Cases***

Criminal cases represent 8.7% of the District Court's total caseload. The number of criminal case filings rose by 20,375, or 10.5% in Fiscal Year 2004 over Fiscal Year 2003. This works out to an increase per 1,000 population of two, or from 36 to 38 filings statewide during the time period. It is possible that almost all of the mitigating factors described previously may have impacted the case filings, including increased enforcement activity, socioeconomic conditions, and even the relatively mild weather enjoyed in Maryland during the year. (As indicated in last year's discussion, a drop in case filings during severe weather months appeared to contribute to a year-end, slight decrease in case filings.) The increase in filings marks a change in the trend over the past five years, while the number of criminal cases filed in Fiscal Year 2004, 214,321, is not quite as high as in Fiscal Year 1999, when the highest number of criminal cases in District Court's history had been filed, interim counts were slightly below a linear

trendline. The Fiscal Year 2004 count, on the other hand, is even with the number projected based on the population. In that regard, over the past 10 years, the number of filings has risen 15.8%, slightly more than the estimated 10.1% rise in population. The difference between the numbers from 10 years ago and today might also be affected by factors described earlier (increased enforcement, etc.).

The five most populous Maryland jurisdictions (Anne Arundel County, Baltimore City, Baltimore County, Montgomery County, and Prince George's County) had a combined total number of 159,394 criminal case filings, or 74% of the statewide caseload. Their populations account for 66% of the total state population. The percentages of the statewide caseload were 6.4%, 43.7%, 8.7%, 6.4%, and 9.1%, respectively, and the median number of cases filed per 1,000 population was 33. Baltimore City experienced the highest with 149 and Carroll County the lowest with 34 cases filed per 1,000 population.

Based on the long-term trend and similar influencing factors, the District Court anticipates a slight rise in criminal case filings during Fiscal Year 2005.

### **Motor Vehicle Cases**

Among the major case types, the District Court noted the greatest one-year rise in motor vehicle citations and related cases, with a 13.2% percent increase. There were 158,697 more filings in Fiscal Year 2004 than in Fiscal Year 2003. The 1,360,976 filings in this case category marked the highest number of new motor vehicle cases in District Court history. It accounted for 55.1% of the Court's new cases.

The number also reflects one of the steepest increases over a year's time. More enforcement activity appears to be the major factor in the rise, and the mild weather conditions noted above may have been an influence. Between Fiscal Year 1995 and Fiscal Year 2004, there was a 21.8% increase in payable, must appear and Section 21-902 citations (ten-year figures for these specific citations are available, whereas historical figures for other motor vehicle related cases are not). The increase over that period of time is twice that of the 10.1% rise in population mentioned earlier. Statewide, the number of citations per 1,000 population was 225, representing the highest number of citations per 1,000 for the past 10 years, with the next highest number being 216 in Fiscal Year 1999.

In Fiscal Year 2004, the five largest jurisdictions handled 58.6% of the statewide caseload in this major case type. The percentage each of those jurisdictions handled as follows: Anne Arundel County, 8.9%; Baltimore City, 11.6%; Baltimore County, 13.0%; Montgomery County, 13.9%; and Prince George's County, 11.2%. Statewide, there were 244 cases per 1,000 population, with Garrett County<sup>1</sup> recording the highest number (762). The median, statewide, was 278.

The District Court saw a slight rise in filings of Transportation Article Section 21-902 citations (DWI and similar charges), with an increase of 1,208 or 1.8% in Fiscal Year 2004. The number of filings has been at an all-time high over the past three fiscal years, which is attributable to high levels of enforcement. During the five-year period of Fiscal Year 2000 to Fiscal Year 2004, the caseload increased by 73.8%. The Section 21-902 citations comprised 4.9% of the statewide motor vehicle

caseload, compared to the percentage five years ago (Fiscal Year 2000) of 3.5%.

The five largest jurisdictions handled 50.4% of the Section 21-902 caseload (Anne Arundel County, 10.9%; Baltimore City, 5.4%; Baltimore County, 10.9%; Montgomery County, 15.2%; and Prince George's County, 8.0%). Statewide, the number of citations per 1,000 population was 10, with a median of 12. Worcester County<sup>1</sup> recorded the highest number of cases per 1,000 population with 32.

Overall, with enforcement levels apparently high statewide, the District Court anticipates for Fiscal Year 2005 a slight increase or a steady hold in the number of filings in this major case type.

### **Civil Cases**

Civil filings (not including Landlord-Tenant cases) showed little change over the previous year. As indicated in the five-year comparative table, there was a .7% decrease in the number of cases filed. The past five years, however, saw a marked increase in civil cases, with 35.4% more cases filed in Fiscal Year 2004 than Fiscal Year 2000. This reflects the steady increase in filings noted in last year's Statistical Abstract. Statewide, there were 65 civil cases filed per 1,000 population, with a median of 57.

Anne Arundel County, Baltimore City, Baltimore County,

---

<sup>1</sup> These counties, with popular recreation sites, deal with a large influx of visitors every year. Because the population of full-time residents is low, the caseload reflects the high number of visitors to those jurisdictions.

Montgomery County, and Prince George's County, the five largest jurisdictions, handled 73.5% of the statewide civil caseload, with 7.1%, 18.6%, 17.6%, 18.2%, and 12.0%, respectively. Those jurisdictions had 50, 108, 82, 46, and 77 cases filed per 1,000 population. Worcester County<sup>1</sup> had the highest rate of civil cases per 1,000 population, with 122. That figure reflects the large number of civil citations (over 2,400) issued in that jurisdiction. The second highest number of civil cases per 1,000 population was 108 in both Baltimore City and Wicomico County.

The civil case type includes domestic violence and peace order cases. Domestic violence and peace order filings continued a steady rise. There were 37,639 filings in this subcategory, reflecting an 8.4% increase over Fiscal Year 2003. During the past five years, the domestic violence and peace order caseload has increased by 61% and now accounts for 11.8% of the total

civil caseload. These cases are complex and require a great deal of processing. They frequently involve Commissioner review since legislative changes in December 2002. Statewide, the Commissioners hold an interim hearing (the first of three potential hearings) in approximately one-third of the domestic violence and protective order cases filed with the Court. The statewide median filings per 1,000 population is six, with the highest number, 11, in Washington County and second highest, 10, in Baltimore City.

The District Court anticipates that the number of civil cases overall will remain steady in Fiscal Year 2005, and that the domestic violence and peace order cases will remain steady or rise slightly.

#### ***Landlord-Tenant Cases***

The number of filings in this major case type (which represents 21.5% of the District Court caseload),

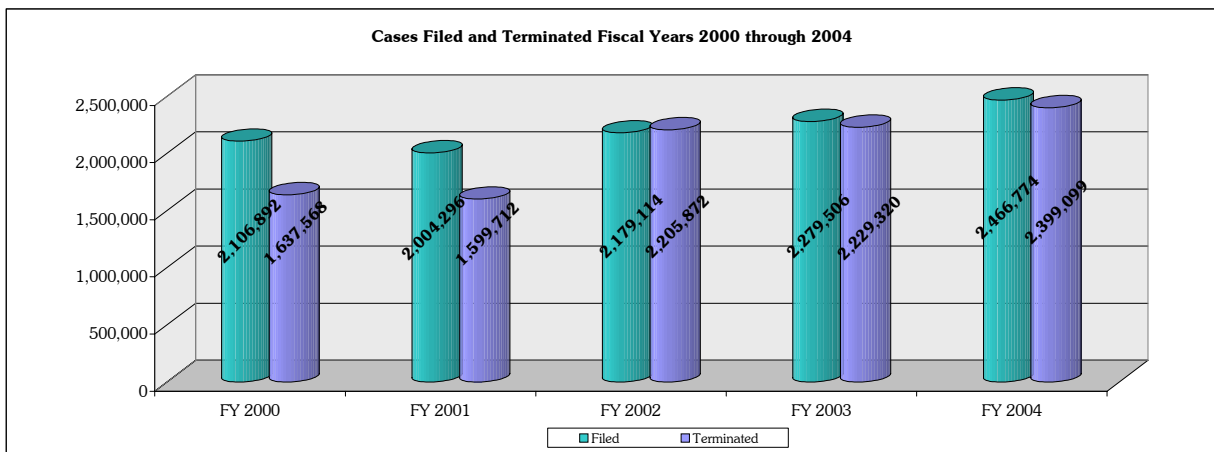
remained virtually unchanged in filings over Fiscal Year 2003 (.1%). Although the past four years have seen a small but steady rise in the Landlord-Tenant cases, the number (529,405) still represents a decrease in filings over the past five and 10 years (in Fiscal Year 1995 there were 562,199 filings). Statewide there were 95 cases filed per 1,000 population, with a median of 35.

The five largest jurisdictions handled 87.4% of the Landlord-Tenant caseload, with 5.5%, 28.4%, 22.9%, 7.4%, and 23.3% being filed in Anne Arundel County, Baltimore City, Baltimore County, Montgomery County, and Prince George's County, respectively. Those jurisdictions saw 57, 239, 155, 42, and 144 cases filed per 1,000 population, in that order.

It is expected that the Landlord-Tenant caseload will remain steady, with a possible slight increase in Fiscal Year 2005.

| TABLE DC-1<br>Five-Year Comparative Table<br>Motor Vehicle, Criminal and Civil Cases*<br>Filed and Terminated in the District Court of Maryland<br>Fiscal Year 2000 - Fiscal Year 2004 |                  |                  |                  |                  |                  |                  |                  |                  |                  |                  |
|--|------------------|------------------|------------------|------------------|------------------|------------------|------------------|------------------|------------------|------------------|
|  | FY 2000          |                  | FY 2001          |                  | FY 2002          |                  | FY 2003          |                  | FY 2004          |                  |
|  | Filed            | Terminated       | Filed            | Terminated       | Filed            | Terminated       | Filed            | Terminated       | Filed            | Terminated       |
| <b>District 1</b>  |                  |                  |                  |                  |                  |                  |                  |                  |                  |                  |
| Baltimore City   | 399,790          | 284,966          | 379,541          | 249,621          | 435,739          | 424,989          | 461,305          | 450,297          | 469,621          | 465,946          |
| <b>District 2</b>  |                  |                  |                  |                  |                  |                  |                  |                  |                  |                  |
| Dorchester   | 14,045           | 13,283           | 15,225           | 13,192           | 15,990           | 16,048           | 14,743           | 14,824           | 17,252           | 16,256           |
| Somerset   | 16,006           | 14,485           | 16,055           | 15,238           | 15,962           | 15,792           | 14,666           | 13,814           | 21,498           | 20,448           |
| Wicomico   | 45,387           | 41,451           | 43,661           | 36,862           | 49,458           | 48,109           | 47,130           | 46,861           | 56,755           | 53,761           |
| Worcester  | 30,493           | 31,354           | 29,243           | 29,651           | 35,075           | 33,037           | 37,616           | 36,933           | 43,191           | 40,574           |
| <b>District 3</b>  |                  |                  |                  |                  |                  |                  |                  |                  |                  |                  |
| Caroline   | 10,208           | 7,341            | 10,237           | 8,291            | 10,815           | 10,835           | 11,396           | 10,873           | 12,585           | 12,159           |
| Cecil  | 42,737           | 37,552           | 45,648           | 40,418           | 45,571           | 44,763           | 45,004           | 42,379           | 56,337           | 54,600           |
| Kent   | 7,853            | 15,243           | 8,490            | 16,778           | 8,964            | 9,339            | 8,374            | 7,698            | 8,347            | 7,984            |
| Queen Anne's   | 14,227           | 17,019           | 18,430           | 17,206           | 18,324           | 19,045           | 21,171           | 20,384           | 29,955           | 26,977           |
| Talbot   | 16,761           | 9,976            | 18,297           | 9,663            | 17,889           | 18,619           | 19,245           | 18,771           | 18,962           | 18,133           |
| <b>District 4</b>  |                  |                  |                  |                  |                  |                  |                  |                  |                  |                  |
| Calvert  | 21,851           | 19,778           | 21,641           | 22,337           | 24,514           | 25,143           | 23,435           | 23,301           | 27,175           | 25,872           |
| Charles  | 38,561           | 37,800           | 38,215           | 40,827           | 41,582           | 41,157           | 46,340           | 43,353           | 55,285           | 51,688           |
| St. Mary's   | 30,886           | 26,930           | 28,007           | 26,074           | 23,156           | 25,432           | 24,194           | 23,680           | 30,077           | 28,922           |
| <b>District 5</b>  |                  |                  |                  |                  |                  |                  |                  |                  |                  |                  |
| Prince George's  | 386,369          | 237,832          | 312,282          | 228,284          | 320,944          | 333,464          | 348,376          | 346,413          | 361,408          | 351,183          |
| <b>District 6</b>  |                  |                  |                  |                  |                  |                  |                  |                  |                  |                  |
| Montgomery   | 234,570          | 199,492          | 232,288          | 205,536          | 266,145          | 277,685          | 259,553          | 263,759          | 284,861          | 269,722          |
| <b>District 7</b>  |                  |                  |                  |                  |                  |                  |                  |                  |                  |                  |
| Anne Arundel   | 162,552          | 145,974          | 157,361          | 140,226          | 159,856          | 167,992          | 169,103          | 162,365          | 190,378          | 181,514          |
| <b>District 8</b>  |                  |                  |                  |                  |                  |                  |                  |                  |                  |                  |
| Baltimore County   | 337,752          | 226,649          | 326,709          | 225,914          | 347,538          | 357,225          | 358,983          | 348,001          | 381,320          | 376,257          |
| <b>District 9</b>  |                  |                  |                  |                  |                  |                  |                  |                  |                  |                  |
| Harford  | 61,118           | 50,946           | 60,275           | 52,170           | 64,493           | 64,157           | 73,356           | 69,920           | 75,937           | 75,029           |
| <b>District 10</b>   |                  |                  |                  |                  |                  |                  |                  |                  |                  |                  |
| Carroll  | 39,358           | 37,200           | 39,620           | 38,431           | 38,314           | 39,208           | 42,248           | 41,169           | 55,688           | 50,774           |
| Howard   | 78,221           | 72,004           | 80,402           | 70,287           | 90,336           | 88,391           | 93,043           | 90,459           | 90,183           | 96,731           |
| <b>District 11</b>   |                  |                  |                  |                  |                  |                  |                  |                  |                  |                  |
| Frederick  | 45,694           | 42,959           | 54,165           | 49,148           | 63,086           | 61,776           | 65,035           | 63,458           | 68,392           | 66,671           |
| Washington   | 40,093           | 35,023           | 37,803           | 31,635           | 44,193           | 43,729           | 47,183           | 45,087           | 53,941           | 51,844           |
| <b>District 12</b>   |                  |                  |                  |                  |                  |                  |                  |                  |                  |                  |
| Allegany   | 19,330           | 20,242           | 17,134           | 19,103           | 21,689           | 21,749           | 26,317           | 25,199           | 32,401           | 31,652           |
| Garrett  | 13,030           | 12,069           | 13,567           | 12,820           | 19,481           | 18,188           | 21,690           | 20,322           | 25,225           | 24,402           |
| <b>Statewide</b>   | <b>2,106,892</b> | <b>1,637,568</b> | <b>2,004,296</b> | <b>1,599,712</b> | <b>2,179,114</b> | <b>2,205,872</b> | <b>2,279,506</b> | <b>2,229,320</b> | <b>2,466,774</b> | <b>2,399,099</b> |

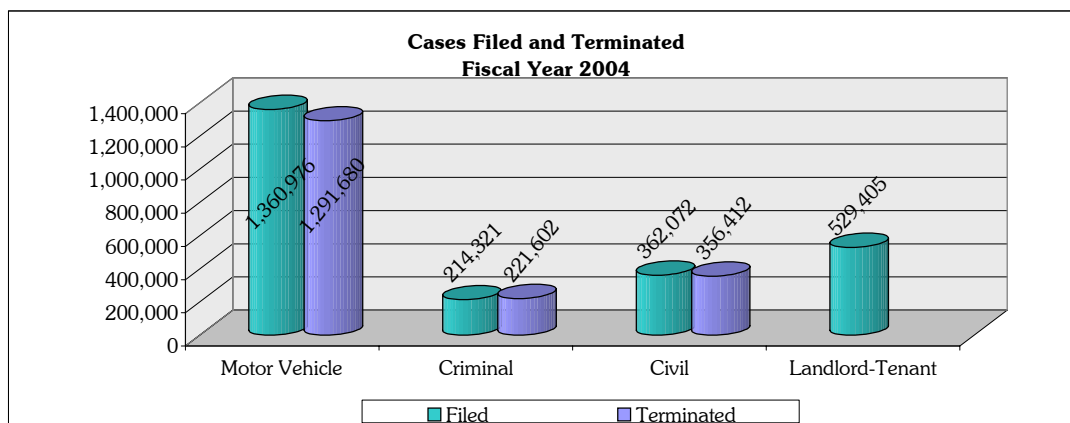
\*As of FY 2002, both filed and terminated figures reported for all major case categories. Figures for FY 2002 and later include case types not previously reported in the statistical abstract. See tables for the major case categories for information on case types included.





| TABLE DC-2  |                  |                  |                |                |                |                |                 |
|---|------------------|------------------|----------------|----------------|----------------|----------------|-----------------|
| Motor Vehicle, Criminal and Civil Cases<br>Filed and Terminated in the District Court of Maryland<br>Fiscal Year 2004 |                  |                  |                |                |                |                |                 |
|   | Motor Vehicle    |                  | Criminal       |                | Civil          |                | Landlord-Tenant |
|   | Filed            | Terminated       | Filed          | Terminated     | Filed          | Terminated     | Filed*          |
| <b>District 1</b>   |                  |                  |                |                |                |                |                 |
| Baltimore City  | 158,163          | 149,098          | 93,677         | 98,494         | 67,534         | 68,107         | 150,247         |
| <b>District 2</b>   |                  |                  |                |                |                |                |                 |
| Dorchester  | 11,769           | 10,900           | 1,482          | 1,505          | 2,613          | 2,463          | 1,388           |
| Somerset  | 16,849           | 15,990           | 1,050          | 982            | 2,156          | 2,033          | 1,443           |
| Wicomico  | 35,116           | 32,845           | 3,344          | 3,478          | 9,490          | 8,633          | 8,805           |
| Worcester   | 30,107           | 27,877           | 6,066          | 6,056          | 6,178          | 5,801          | 840             |
| <b>District 3</b>   |                  |                  |                |                |                |                |                 |
| Caroline  | 8,927            | 8,363            | 1,071          | 1,266          | 1,836          | 1,779          | 751             |
| Cecil   | 44,846           | 43,325           | 3,367          | 3,394          | 4,455          | 4,212          | 3,669           |
| Kent  | 5,600            | 5,317            | 706            | 732            | 1,673          | 1,567          | 368             |
| Queen Anne's  | 26,015           | 23,175           | 1,384          | 1,451          | 2,130          | 1,925          | 426             |
| Talbot  | 14,729           | 13,995           | 1,335          | 1,391          | 2,169          | 2,018          | 729             |
| <b>District 4</b>   |                  |                  |                |                |                |                |                 |
| Calvert   | 19,730           | 18,682           | 2,492          | 2,537          | 3,860          | 3,560          | 1,093           |
| Charles   | 40,598           | 37,117           | 4,296          | 4,521          | 7,247          | 6,906          | 3,144           |
| St. Mary's  | 20,936           | 19,745           | 2,899          | 2,993          | 3,410          | 3,352          | 2,832           |
| <b>District 5</b>   |                  |                  |                |                |                |                |                 |
| Prince George's   | 152,818          | 143,826          | 19,590         | 19,504         | 65,896         | 64,749         | 123,104         |
| <b>District 6</b>   |                  |                  |                |                |                |                |                 |
| Montgomery  | 188,817          | 177,725          | 13,755         | 14,112         | 43,275         | 38,871         | 39,014          |
| <b>District 7</b>   |                  |                  |                |                |                |                |                 |
| Anne Arundel  | 121,709          | 114,882          | 13,738         | 12,988         | 25,721         | 24,434         | 29,210          |
| <b>District 8</b>   |                  |                  |                |                |                |                |                 |
| Baltimore County  | 177,529          | 168,014          | 18,634         | 18,755         | 63,771         | 68,102         | 121,386         |
| <b>District 9</b>   |                  |                  |                |                |                |                |                 |
| Harford   | 49,148           | 48,032           | 4,788          | 5,067          | 10,719         | 10,648         | 11,282          |
| <b>District 10</b>  |                  |                  |                |                |                |                |                 |
| Carroll   | 44,725           | 39,556           | 3,199          | 3,778          | 5,560          | 5,236          | 2,204           |
| Howard  | 62,955           | 68,973           | 3,956          | 4,787          | 9,683          | 9,382          | 13,589          |
| <b>District 11</b>  |                  |                  |                |                |                |                |                 |
| Frederick   | 50,788           | 48,929           | 3,927          | 3,958          | 7,677          | 7,784          | 6,000           |
| Washington  | 33,670           | 31,600           | 4,899          | 4,925          | 8,494          | 8,441          | 6,878           |
| <b>District 12</b>  |                  |                  |                |                |                |                |                 |
| Allegany  | 22,661           | 21,992           | 3,481          | 3,529          | 5,347          | 5,219          | 912             |
| Garrett   | 22,771           | 21,722           | 1,185          | 1,399          | 1,178          | 1,190          | 91              |
| <b>Statewide</b>  | <b>1,360,976</b> | <b>1,291,680</b> | <b>214,321</b> | <b>221,602</b> | <b>362,072</b> | <b>356,412</b> | <b>529,405</b>  |

\*Landlord-Tenant termination figures are not available.



| TABLE DC-3  |                  |                  |                      |               |               |              |              |              |              |               |               |
|---|------------------|------------------|----------------------|---------------|---------------|--------------|--------------|--------------|--------------|---------------|---------------|
| Population and Cases Filed and Terminated<br>Per District Court Judge<br>Fiscal Year 2004 |                  |                  |                      |               |               |              |              |              |              |               |               |
|   | Population       | Number of Judges | Population Per Judge | Motor Vehicle |               | Criminal     |              | Civil        |              | Total         |               |
|   |                  |                  |                      | Filed         | Terminated    | Filed        | Terminated   | Filed        | Terminated   | Filed         | Terminated    |
| <b>District 1</b>   |                  |                  |                      |               |               |              |              |              |              |               |               |
| Baltimore City  | 627,500          | 26               | 24,135               | 6,083         | 5,735         | 3,603        | 3,788        | 8,376        | 8,398        | 18,062        | 17,921        |
| <b>District 2</b>   |                  |                  |                      |               |               |              |              |              |              |               |               |
| Dorchester  | 30,500           | 1                | 30,500               | 11,769        | 10,900        | 1,482        | 1,505        | 4,001        | 3,851        | 17,252        | 16,256        |
| Somerset  | 25,900           | 1                | 25,900               | 16,849        | 15,990        | 1,050        | 982          | 3,599        | 3,476        | 21,498        | 20,448        |
| Wicomico  | 88,200           | 2                | 44,100               | 17,558        | 16,423        | 1,672        | 1,739        | 9,148        | 8,719        | 28,378        | 26,881        |
| Worcester   | 50,600           | 1                | 50,600               | 30,107        | 27,877        | 6,066        | 6,056        | 7,018        | 6,641        | 43,191        | 40,574        |
| <b>District 3</b>   |                  |                  |                      |               |               |              |              |              |              |               |               |
| Caroline  | 30,800           | 1                | 30,800               | 8,927         | 8,363         | 1,071        | 1,266        | 2,587        | 2,530        | 12,585        | 12,159        |
| Cecil   | 94,300           | 2                | 47,150               | 22,423        | 21,663        | 1,684        | 1,697        | 4,062        | 3,941        | 28,169        | 27,300        |
| Kent  | 19,700           | 1                | 19,700               | 5,600         | 5,317         | 706          | 732          | 2,041        | 1,935        | 8,347         | 7,984         |
| Queen Anne's  | 44,500           | 1                | 44,500               | 26,015        | 23,175        | 1,384        | 1,451        | 2,556        | 2,351        | 29,955        | 26,977        |
| Talbot  | 34,800           | 1                | 34,800               | 14,729        | 13,995        | 1,335        | 1,391        | 2,898        | 2,747        | 18,962        | 18,133        |
| <b>District 4</b>   |                  |                  |                      |               |               |              |              |              |              |               |               |
| Calvert   | 85,600           | 1                | 85,600               | 19,730        | 18,682        | 2,492        | 2,537        | 4,953        | 4,653        | 27,175        | 25,872        |
| Charles   | 135,200          | 2                | 67,600               | 20,299        | 18,559        | 2,148        | 2,261        | 5,196        | 5,025        | 27,643        | 25,844        |
| St. Mary's  | 92,800           | 1                | 92,800               | 20,936        | 19,745        | 2,899        | 2,993        | 6,242        | 6,184        | 30,077        | 28,922        |
| <b>District 5</b>   |                  |                  |                      |               |               |              |              |              |              |               |               |
| Prince George's   | 854,500          | 13               | 65,731               | 11,755        | 11,064        | 1,507        | 1,500        | 14,538       | 14,450       | 27,801        | 27,014        |
| <b>District 6</b>   |                  |                  |                      |               |               |              |              |              |              |               |               |
| Montgomery  | 938,200          | 11               | 85,291               | 17,165        | 16,157        | 1,250        | 1,283        | 7,481        | 7,080        | 25,896        | 24,520        |
| <b>District 7</b>   |                  |                  |                      |               |               |              |              |              |              |               |               |
| Anne Arundel  | 516,000          | 8                | 64,500               | 15,214        | 14,360        | 1,717        | 1,624        | 6,866        | 6,706        | 23,797        | 22,689        |
| <b>District 8</b>   |                  |                  |                      |               |               |              |              |              |              |               |               |
| Baltimore County  | 781,700          | 13               | 60,131               | 13,656        | 12,924        | 1,433        | 1,443        | 14,243       | 14,576       | 29,332        | 28,943        |
| <b>District 9</b>   |                  |                  |                      |               |               |              |              |              |              |               |               |
| Harford   | 233,400          | 4                | 58,350               | 12,287        | 12,008        | 1,197        | 1,267        | 5,500        | 5,483        | 18,984        | 18,757        |
| <b>District 10</b>  |                  |                  |                      |               |               |              |              |              |              |               |               |
| Carroll   | 164,500          | 2                | 82,250               | 22,363        | 19,778        | 1,600        | 1,889        | 3,882        | 3,720        | 27,844        | 25,387        |
| Howard  | 272,500          | 5                | 54,500               | 12,591        | 13,795        | 791          | 957          | 4,654        | 4,594        | 18,037        | 19,346        |
| <b>District 11</b>  |                  |                  |                      |               |               |              |              |              |              |               |               |
| Frederick   | 219,400          | 3                | 73,133               | 16,929        | 16,310        | 1,309        | 1,319        | 4,559        | 4,595        | 22,797        | 22,224        |
| Washington  | 136,100          | 2                | 68,050               | 16,835        | 15,800        | 2,450        | 2,463        | 7,686        | 7,660        | 26,971        | 25,922        |
| <b>District 12</b>  |                  |                  |                      |               |               |              |              |              |              |               |               |
| Allegany  | 73,800           | 2                | 36,900               | 11,331        | 10,996        | 1,741        | 1,765        | 3,130        | 3,066        | 16,201        | 15,826        |
| Garrett   | 29,900           | 1                | 29,900               | 22,771        | 21,722        | 1,185        | 1,399        | 1,269        | 1,281        | 25,225        | 24,402        |
| <b>Statewide</b>  | <b>5,580,400</b> | <b>105</b>       | <b>53,147</b>        | <b>12,962</b> | <b>12,302</b> | <b>2,041</b> | <b>2,110</b> | <b>8,490</b> | <b>8,436</b> | <b>23,493</b> | <b>22,849</b> |

\*Chief Judge of District Court not included in statistics. Number of judgeships as of June 30, 2003.

\*\*Population estimates for July 1, 2004, issued by the State of Maryland Division of Health Statistics, Vital Statistics Administration, Department of Health and Mental Hygiene.

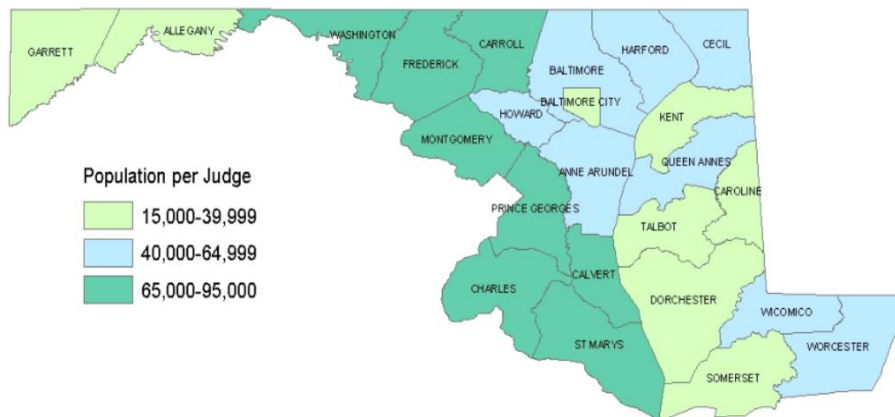


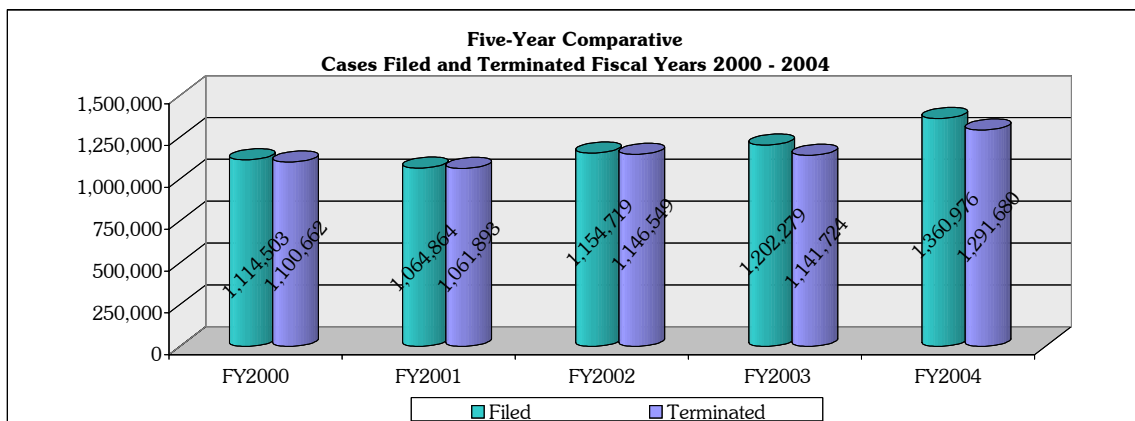
TABLE DC-4

Motor Vehicle, Criminal, and Civil Cases Filed and Processed in the District Court of Maryland  
Fiscal Year 2004

|                    | Motor Vehicle                        |                |                |                    |               |                  |                   |                        | Criminal       |                  | Civil           |               |                   |               |                        |                |               | Total Filings    |
|--------------------|--------------------------------------|----------------|----------------|--------------------|---------------|------------------|-------------------|------------------------|----------------|------------------|-----------------|---------------|-------------------|---------------|------------------------|----------------|---------------|------------------|
|                    | Payable, Must Appear and Sec. 21-902 |                |                |                    | Other Cases   |                  | Total Cases Filed | Total Cases Terminated | Cases Filed    | Cases Terminated | Landlord-Tenant |               | Contract and Tort |               | Other Complaints Filed | Total          |               |                  |
|                    | Cases Filed                          | Cases Tried    | Cases Paid     | Other Dispositions | Cases Filed   | Cases Terminated |                   |                        |                |                  | Filed           | Contested     | Filed             | Contested     |                        | Filed          | Contested     |                  |
| <b>District 1</b>  |                                      |                |                |                    |               |                  |                   |                        |                |                  |                 |               |                   |               |                        |                |               |                  |
| Baltimore City     | 152,674                              | 49,232         | 67,896         | 26,115             | 5,489         | 5,855            | 158,163           | 149,098                | 93,677         | 98,494           | 150,247         | 6,538         | 53,233            | 10,207        | 14,301                 | 217,781        | 16,745        | 469,621          |
| <b>District 2</b>  |                                      |                |                |                    |               |                  |                   |                        |                |                  |                 |               |                   |               |                        |                |               |                  |
| Dorchester         | 11,619                               | 2,721          | 6,471          | 1,552              | 150           | 156              | 11,769            | 10,900                 | 1,482          | 1,505            | 1,388           | 152           | 1,939             | 196           | 674                    | 4,001          | 348           | 17,252           |
| Somerset           | 16,686                               | 1,891          | 12,645         | 1,273              | 163           | 181              | 16,849            | 15,990                 | 1,050          | 982              | 1,443           | 106           | 1,721             | 154           | 435                    | 3,599          | 260           | 21,498           |
| Wicomico           | 34,925                               | 6,531          | 20,445         | 5,690              | 191           | 179              | 35,116            | 32,845                 | 3,344          | 3,478            | 8,805           | 835           | 6,985             | 485           | 2,505                  | 18,295         | 1,320         | 56,755           |
| Worcester          | 29,407                               | 4,011          | 17,546         | 5,677              | 700           | 643              | 30,107            | 27,877                 | 6,066          | 6,056            | 840             | 101           | 2,944             | 483           | 3,234                  | 7,018          | 584           | 43,191           |
| <b>District 3</b>  |                                      |                |                |                    |               |                  |                   |                        |                |                  |                 |               |                   |               |                        |                |               |                  |
| Caroline           | 8,879                                | 2,370          | 4,746          | 1,187              | 48            | 60               | 8,927             | 8,363                  | 1,071          | 1,266            | 751             | 86            | 1,360             | 152           | 476                    | 2,587          | 238           | 12,585           |
| Cecil              | 44,481                               | 6,587          | 30,321         | 6,064              | 365           | 353              | 44,846            | 43,325                 | 3,367          | 3,394            | 3,669           | 533           | 3,384             | 470           | 1,071                  | 8,124          | 1,003         | 56,337           |
| Kent               | 5,431                                | 1,213          | 3,151          | 805                | 169           | 148              | 5,600             | 5,317                  | 706            | 732              | 368             | 47            | 1,294             | 114           | 379                    | 2,041          | 161           | 8,347            |
| Queen Anne's       | 25,525                               | 6,123          | 12,979         | 3,595              | 490           | 478              | 26,015            | 23,175                 | 1,384          | 1,451            | 426             | 91            | 1,467             | 239           | 663                    | 2,556          | 330           | 29,955           |
| Talbot             | 14,494                               | 4,845          | 7,061          | 1,883              | 235           | 206              | 14,729            | 13,995                 | 1,335          | 1,391            | 729             | 96            | 1,479             | 241           | 690                    | 2,898          | 337           | 18,962           |
| <b>District 4</b>  |                                      |                |                |                    |               |                  |                   |                        |                |                  |                 |               |                   |               |                        |                |               |                  |
| Calvert            | 19,335                               | 5,129          | 8,685          | 4,488              | 395           | 380              | 19,730            | 18,682                 | 2,492          | 2,537            | 1,093           | 103           | 2,901             | 419           | 959                    | 4,953          | 522           | 27,175           |
| Charles            | 40,363                               | 9,579          | 20,665         | 6,650              | 235           | 223              | 40,598            | 37,117                 | 4,296          | 4,521            | 3,144           | 347           | 5,235             | 852           | 2,012                  | 10,391         | 1,199         | 55,285           |
| St. Mary's         | 20,735                               | 1,786          | 10,132         | 7,573              | 201           | 254              | 20,936            | 19,745                 | 2,899          | 2,993            | 2,832           | 180           | 2,306             | 374           | 1,104                  | 6,242          | 554           | 30,077           |
| <b>District 5</b>  |                                      |                |                |                    |               |                  |                   |                        |                |                  |                 |               |                   |               |                        |                |               |                  |
| Prince George's    | 146,255                              | 36,083         | 59,964         | 41,223             | 6,563         | 6,556            | 152,818           | 143,826                | 19,590         | 19,504           | 123,104         | 4,691         | 50,732            | 9,817         | 15,164                 | 189,000        | 14,508        | 361,408          |
| <b>District 6</b>  |                                      |                |                |                    |               |                  |                   |                        |                |                  |                 |               |                   |               |                        |                |               |                  |
| Montgomery         | 180,500                              | 46,684         | 99,961         | 22,777             | 8,317         | 8,303            | 188,817           | 177,725                | 13,755         | 14,112           | 39,014          | 1,672         | 31,764            | 5,717         | 11,511                 | 82,289         | 7,389         | 284,861          |
| <b>District 7</b>  |                                      |                |                |                    |               |                  |                   |                        |                |                  |                 |               |                   |               |                        |                |               |                  |
| Anne Arundel       | 119,477                              | 32,341         | 53,861         | 26,439             | 2,232         | 2,241            | 121,709           | 114,882                | 13,738         | 12,988           | 29,210          | 558           | 18,937            | 3,812         | 6,784                  | 54,931         | 4,370         | 190,378          |
| <b>District 8</b>  |                                      |                |                |                    |               |                  |                   |                        |                |                  |                 |               |                   |               |                        |                |               |                  |
| Baltimore County   | 172,788                              | 58,699         | 71,669         | 32,886             | 4,741         | 4,760            | 177,529           | 168,014                | 18,634         | 18,755           | 121,386         | 3,296         | 50,008            | 10,748        | 13,763                 | 185,157        | 14,044        | 381,320          |
| <b>District 9</b>  |                                      |                |                |                    |               |                  |                   |                        |                |                  |                 |               |                   |               |                        |                |               |                  |
| Harford            | 48,612                               | 14,818         | 25,029         | 7,624              | 536           | 561              | 49,148            | 48,032                 | 4,788          | 5,067            | 11,282          | 431           | 7,844             | 1,482         | 2,875                  | 22,001         | 1,913         | 75,937           |
| <b>District 10</b> |                                      |                |                |                    |               |                  |                   |                        |                |                  |                 |               |                   |               |                        |                |               |                  |
| Carroll            | 44,555                               | 12,318         | 20,377         | 6,681              | 170           | 180              | 44,725            | 39,556                 | 3,199          | 3,778            | 2,204           | 184           | 4,170             | 695           | 1,390                  | 7,764          | 879           | 55,688           |
| Howard             | 61,294                               | 20,186         | 35,867         | 11,207             | 1,661         | 1,713            | 62,955            | 68,973                 | 3,956          | 4,787            | 13,589          | 426           | 7,272             | 1,446         | 2,411                  | 23,272         | 1,872         | 90,183           |
| <b>District 11</b> |                                      |                |                |                    |               |                  |                   |                        |                |                  |                 |               |                   |               |                        |                |               |                  |
| Frederick          | 50,582                               | 12,047         | 29,208         | 7,463              | 206           | 211              | 50,788            | 48,929                 | 3,927          | 3,958            | 6,000           | 288           | 5,606             | 1,024         | 2,071                  | 13,677         | 1,312         | 68,392           |
| Washington         | 33,243                               | 5,898          | 20,462         | 4,820              | 427           | 420              | 33,670            | 31,600                 | 4,899          | 4,925            | 6,878           | 451           | 5,939             | 646           | 2,555                  | 15,372         | 1,097         | 53,941           |
| <b>District 12</b> |                                      |                |                |                    |               |                  |                   |                        |                |                  |                 |               |                   |               |                        |                |               |                  |
| Allegany           | 22,404                               | 3,421          | 15,013         | 3,311              | 257           | 247              | 22,661            | 21,992                 | 3,481          | 3,529            | 912             | 253           | 3,623             | 367           | 1,724                  | 6,259          | 620           | 32,401           |
| Garrett            | 22,174                               | 2,279          | 17,215         | 1,656              | 597           | 572              | 22,771            | 21,722                 | 1,185          | 1,399            | 91              | 30            | 792               | 107           | 386                    | 1,269          | 137           | 25,225           |
| <b>Statewide</b>   | <b>1,326,438</b>                     | <b>346,792</b> | <b>671,369</b> | <b>238,639</b>     | <b>34,538</b> | <b>34,880</b>    | <b>1,360,976</b>  | <b>1,291,680</b>       | <b>214,321</b> | <b>221,602</b>   | <b>529,405</b>  | <b>21,495</b> | <b>272,935</b>    | <b>50,247</b> | <b>89,137</b>          | <b>891,477</b> | <b>71,742</b> | <b>2,466,774</b> |

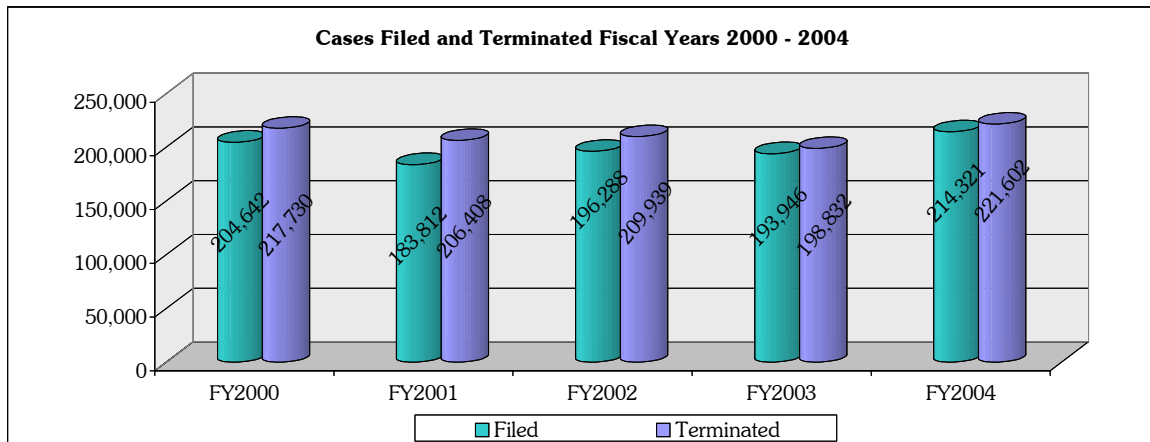
| <b>TABLE DC-5</b><br><b>Five-Year Comparative Table</b><br><b>Motor Vehicle Cases* Filed and Terminated</b><br><b>in the District Court of Maryland</b><br><b>Fiscal Year 2000 - Fiscal Year 2004</b> |                  |                  |                  |                  |                  |                  |                  |                  |                  |                  |
|---|------------------|------------------|------------------|------------------|------------------|------------------|------------------|------------------|------------------|------------------|
|   | FY 2000          |                  | FY 2001          |                  | FY 2002          |                  | FY 2003          |                  | FY 2004          |                  |
|   | Filed            | Terminated       | Filed            | Terminated       | Filed            | Terminated       | Filed            | Terminated       | Filed            | Terminated       |
| <b>District 1</b>   |                  |                  |                  |                  |                  |                  |                  |                  |                  |                  |
| Baltimore City  | 105,819          | 122,898          | 107,089          | 103,890          | 153,385          | 135,612          | 161,404          | 150,062          | 158,163          | 149,098          |
| <b>District 2</b>   |                  |                  |                  |                  |                  |                  |                  |                  |                  |                  |
| Dorchester  | 8,955            | 9,005            | 10,531           | 9,358            | 10,744           | 10,503           | 9,326            | 9,313            | 11,769           | 10,900           |
| Somerset  | 12,926           | 11,881           | 12,684           | 12,648           | 12,201           | 12,126           | 10,443           | 9,691            | 16,849           | 15,990           |
| Wicomico  | 28,298           | 29,632           | 25,863           | 25,403           | 28,806           | 27,594           | 25,827           | 24,933           | 35,116           | 32,845           |
| Worcester   | 22,377           | 21,408           | 20,220           | 19,801           | 23,469           | 21,897           | 25,196           | 24,296           | 30,107           | 27,877           |
| <b>District 3</b>   |                  |                  |                  |                  |                  |                  |                  |                  |                  |                  |
| Caroline  | 6,785            | 6,583            | 7,057            | 6,760            | 7,259            | 7,115            | 7,479            | 6,942            | 8,927            | 8,363            |
| Cecil   | 34,521           | 31,604           | 36,786           | 33,281           | 34,957           | 34,029           | 33,972           | 31,448           | 44,846           | 43,325           |
| Kent  | 5,799            | 5,317            | 6,299            | 5,943            | 6,404            | 6,520            | 5,750            | 5,219            | 5,600            | 5,317            |
| Queen Anne's  | 11,485           | 12,221           | 15,627           | 13,651           | 15,166           | 15,435           | 17,538           | 16,610           | 26,015           | 23,175           |
| Talbot  | 12,850           | 12,793           | 14,703           | 13,229           | 14,071           | 14,357           | 15,190           | 14,632           | 14,729           | 13,995           |
| <b>District 4</b>   |                  |                  |                  |                  |                  |                  |                  |                  |                  |                  |
| Calvert   | 15,904           | 14,030           | 16,149           | 16,514           | 17,273           | 17,857           | 16,197           | 16,153           | 19,730           | 18,682           |
| Charles   | 27,115           | 28,626           | 26,515           | 30,286           | 28,910           | 27,683           | 31,929           | 29,591           | 40,598           | 37,117           |
| St. Mary's  | 23,055           | 21,801           | 20,077           | 20,232           | 14,361           | 16,138           | 14,973           | 14,573           | 20,936           | 19,745           |
| <b>District 5</b>   |                  |                  |                  |                  |                  |                  |                  |                  |                  |                  |
| Prince George's   | 180,486          | 164,910          | 126,888          | 144,658          | 123,337          | 130,358          | 144,609          | 131,882          | 152,818          | 143,826          |
| <b>District 6</b>   |                  |                  |                  |                  |                  |                  |                  |                  |                  |                  |
| Montgomery  | 143,965          | 140,345          | 153,768          | 149,900          | 178,205          | 171,594          | 168,780          | 165,927          | 188,817          | 177,725          |
| <b>District 7</b>   |                  |                  |                  |                  |                  |                  |                  |                  |                  |                  |
| Anne Arundel  | 107,383          | 107,183          | 101,591          | 102,626          | 96,139           | 104,327          | 101,295          | 97,064           | 121,709          | 114,882          |
| <b>District 8</b>   |                  |                  |                  |                  |                  |                  |                  |                  |                  |                  |
| Baltimore County  | 161,097          | 156,854          | 149,810          | 150,107          | 157,881          | 165,898          | 156,014          | 150,529          | 177,529          | 168,014          |
| <b>District 9</b>   |                  |                  |                  |                  |                  |                  |                  |                  |                  |                  |
| Harford   | 39,858           | 38,571           | 39,342           | 37,566           | 39,369           | 38,596           | 47,186           | 43,591           | 49,148           | 48,032           |
| <b>District 10</b>  |                  |                  |                  |                  |                  |                  |                  |                  |                  |                  |
| Carroll   | 29,932           | 28,812           | 30,149           | 29,883           | 27,618           | 28,546           | 30,991           | 29,881           | 44,725           | 39,556           |
| Howard  | 56,108           | 58,726           | 59,009           | 56,632           | 65,648           | 63,427           | 66,704           | 63,539           | 62,955           | 68,973           |
| <b>District 11</b>  |                  |                  |                  |                  |                  |                  |                  |                  |                  |                  |
| Frederick   | 31,472           | 31,640           | 39,744           | 37,411           | 45,605           | 44,348           | 47,824           | 46,374           | 50,788           | 48,929           |
| Washington  | 25,062           | 23,710           | 21,731           | 20,224           | 24,021           | 24,066           | 28,124           | 26,117           | 33,670           | 31,600           |
| <b>District 12</b>  |                  |                  |                  |                  |                  |                  |                  |                  |                  |                  |
| Allegany  | 12,244           | 12,154           | 11,432           | 11,144           | 12,841           | 12,650           | 16,394           | 15,614           | 22,661           | 21,992           |
| Garrett   | 11,007           | 9,958            | 11,800           | 10,746           | 17,049           | 15,873           | 19,134           | 17,743           | 22,771           | 21,722           |
| <b>Statewide</b>  | <b>1,114,503</b> | <b>1,100,662</b> | <b>1,064,864</b> | <b>1,061,893</b> | <b>1,154,719</b> | <b>1,146,549</b> | <b>1,202,279</b> | <b>1,141,724</b> | <b>1,360,976</b> | <b>1,291,680</b> |

\*Traffic case counts include citations issued under the Maryland Transportation Article; parking and red light citation requests for trials; Department of Natural Resources cases; and Mass Transit Administration citations. Prior to FY 2002, case counts included only citations issued under the Maryland Transportation Article.



| TABLE DC-6<br>Five-Year Comparative Table<br>Criminal Cases Filed and Terminated<br>in the District Court of Maryland<br>Fiscal Year 2000 - Fiscal Year 2004 |                |                |                |                |                |                |                |                |                |                |  |
|--|----------------|----------------|----------------|----------------|----------------|----------------|----------------|----------------|----------------|----------------|--|
|  | FY 2000        |                | FY 2001        |                | FY 2002        |                | FY 2003        |                | FY 2004        |                |  |
|  | Filed          | Terminated     | Filed          | Terminated     | Filed          | Terminated     | Filed          | Terminated     | Filed          | Terminated     |  |
| <b>District 1</b>  |                |                |                |                |                |                |                |                |                |                |  |
| Baltimore City   | 80,589         | 85,531         | 65,959         | 72,476         | 76,406         | 78,309         | 75,117         | 73,657         | 93,677         | 98,494         |  |
| <b>District 2</b>  |                |                |                |                |                |                |                |                |                |                |  |
| Dorchester   | 1,215          | 1,401          | 1,235          | 1,267          | 1,409          | 1,525          | 1,354          | 1,494          | 1,482          | 1,505          |  |
| Somerset   | 1,033          | 1,090          | 1,059          | 1,044          | 974            | 965            | 1,048          | 991            | 1,050          | 982            |  |
| Wicomico   | 3,226          | 3,479          | 3,258          | 3,573          | 3,221          | 3,484          | 3,321          | 3,405          | 3,344          | 3,478          |  |
| Worcester  | 4,347          | 4,613          | 5,264          | 4,617          | 5,704          | 5,673          | 5,910          | 5,725          | 6,066          | 6,056          |  |
| <b>District 3</b>  |                |                |                |                |                |                |                |                |                |                |  |
| Caroline   | 1,208          | 1,431          | 1,139          | 1,263          | 1,160          | 1,251          | 1,239          | 1,408          | 1,071          | 1,266          |  |
| Cecil  | 2,877          | 3,010          | 2,840          | 3,236          | 2,958          | 3,092          | 3,215          | 3,190          | 3,367          | 3,394          |  |
| Kent   | 678            | 632            | 589            | 681            | 578            | 723            | 728            | 692            | 706            | 732            |  |
| Queen Anne's   | 1,203          | 1,260          | 1,190          | 1,329          | 1,042          | 1,460          | 1,191          | 1,427          | 1,384          | 1,451          |  |
| Talbot   | 1,391          | 1,486          | 1,343          | 1,566          | 1,192          | 1,498          | 1,292          | 1,463          | 1,335          | 1,391          |  |
| <b>District 4</b>  |                |                |                |                |                |                |                |                |                |                |  |
| Calvert  | 2,828          | 2,505          | 2,619          | 3,055          | 2,531          | 2,937          | 2,360          | 2,497          | 2,492          | 2,537          |  |
| Charles  | 4,365          | 3,992          | 4,442          | 4,850          | 4,007          | 4,858          | 4,316          | 4,491          | 4,296          | 4,521          |  |
| St. Mary's   | 2,670          | 2,456          | 2,865          | 2,671          | 2,614          | 3,152          | 2,809          | 2,837          | 2,899          | 2,993          |  |
| <b>District 5</b>  |                |                |                |                |                |                |                |                |                |                |  |
| Prince George's  | 24,741         | 24,991         | 21,017         | 25,166         | 22,104         | 24,139         | 20,189         | 21,604         | 19,590         | 19,504         |  |
| <b>District 6</b>  |                |                |                |                |                |                |                |                |                |                |  |
| Montgomery   | 13,136         | 16,424         | 12,501         | 15,592         | 12,761         | 14,179         | 12,446         | 14,760         | 13,755         | 14,112         |  |
| <b>District 7</b>  |                |                |                |                |                |                |                |                |                |                |  |
| Anne Arundel   | 13,996         | 14,556         | 12,892         | 14,001         | 13,514         | 14,110         | 13,634         | 13,008         | 13,738         | 12,988         |  |
| <b>District 8</b>  |                |                |                |                |                |                |                |                |                |                |  |
| Baltimore County   | 21,076         | 23,682         | 19,090         | 23,663         | 18,758         | 21,330         | 18,565         | 19,194         | 18,634         | 18,755         |  |
| <b>District 9</b>  |                |                |                |                |                |                |                |                |                |                |  |
| Harford  | 4,229          | 4,374          | 4,113          | 5,078          | 4,401          | 4,994          | 4,761          | 5,139          | 4,788          | 5,067          |  |
| <b>District 10</b>   |                |                |                |                |                |                |                |                |                |                |  |
| Carroll  | 3,478          | 3,570          | 3,153          | 3,721          | 3,420          | 3,595          | 3,540          | 3,930          | 3,199          | 3,778          |  |
| Howard   | 4,045          | 4,616          | 4,313          | 4,657          | 4,230          | 4,667          | 3,983          | 4,658          | 3,956          | 4,787          |  |
| <b>District 11</b>   |                |                |                |                |                |                |                |                |                |                |  |
| Frederick  | 3,714          | 3,962          | 4,070          | 4,286          | 4,142          | 4,477          | 3,890          | 4,071          | 3,927          | 3,958          |  |
| Washington   | 4,047          | 4,117          | 4,390          | 4,176          | 4,351          | 4,535          | 4,471          | 4,472          | 4,899          | 4,925          |  |
| <b>District 12</b>   |                |                |                |                |                |                |                |                |                |                |  |
| Allegany   | 3,451          | 3,577          | 3,426          | 3,425          | 3,561          | 3,772          | 3,343          | 3,495          | 3,481          | 3,529          |  |
| Garrett  | 1,099          | 975            | 1,045          | 1,015          | 1,250          | 1,214          | 1,224          | 1,224          | 1,185          | 1,399          |  |
| <b>Statewide</b>   | <b>204,642</b> | <b>217,730</b> | <b>183,812</b> | <b>206,408</b> | <b>196,288</b> | <b>209,939</b> | <b>193,946</b> | <b>198,832</b> | <b>214,321</b> | <b>221,602</b> |  |

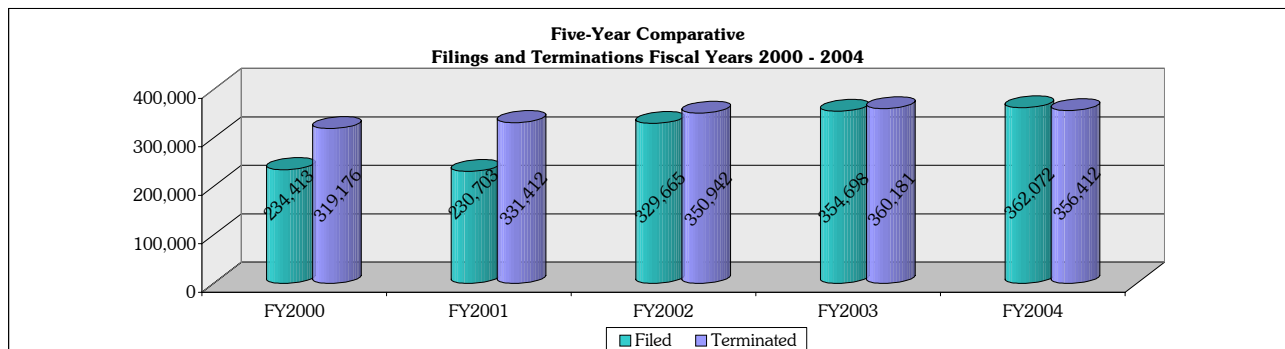
Note: Beginning in FY 2002, the number of criminal filings was reported. Also, the number of fugitive warrant cases was included in the case counts.



| TABLE DC-7<br>Five-Year Comparative Table<br>Civil Filings and Terminations*<br>in the District Court of Maryland<br>Fiscal Year 2000 - Fiscal Year 2004 |                |                |                |                |                |                  |                       |                |                  |                       |                |                  |                       |
|--|----------------|----------------|----------------|----------------|----------------|------------------|-----------------------|----------------|------------------|-----------------------|----------------|------------------|-----------------------|
|  | FY 2000        |                | FY 2001        |                | FY 2002        |                  |                       | FY 2003        |                  |                       | FY 2004        |                  |                       |
|  | Filed          | Terminated     | Filed          | Terminated     | Cases Filed    | Complaints Filed | Complaints Terminated | Cases Filed    | Complaints Filed | Complaints Terminated | Cases Filed    | Complaints Filed | Complaints Terminated |
| <b>District 1</b>  |                |                |                |                |                |                  |                       |                |                  |                       |                |                  |                       |
| Baltimore City   | 50,240         | 76,537         | 47,704         | 73,255         | 58,725         | 63,669           | 68,789                | 60,229         | 69,416           | 71,210                | 56,889         | 67,534           | 68,107                |
| <b>District 2</b>  |                |                |                |                |                |                  |                       |                |                  |                       |                |                  |                       |
| Dorchester   | 2,419          | 2,877          | 1,934          | 2,568          | 2,066          | 2,212            | 2,395                 | 2,331          | 2,399            | 2,353                 | 2,351          | 2,613            | 2,463                 |
| Somerset   | 1,177          | 1,514          | 1,322          | 1,546          | 1,720          | 1,853            | 1,767                 | 1,921          | 2,227            | 2,184                 | 1,955          | 2,156            | 2,033                 |
| Wicomico   | 5,561          | 8,340          | 5,959          | 7,886          | 8,333          | 8,943            | 8,543                 | 9,274          | 9,928            | 10,469                | 8,524          | 9,490            | 8,633                 |
| Worcester  | 2,824          | 5,333          | 2,900          | 5,233          | 4,898          | 5,041            | 4,606                 | 5,344          | 5,635            | 6,037                 | 5,870          | 6,178            | 5,801                 |
| <b>District 3</b>  |                |                |                |                |                |                  |                       |                |                  |                       |                |                  |                       |
| Caroline   | 1,008          | 1,392          | 1,117          | 1,667          | 1,477          | 1,645            | 1,718                 | 1,800          | 1,964            | 1,809                 | 1,651          | 1,836            | 1,779                 |
| Cecil  | 2,154          | 2,938          | 2,450          | 3,901          | 3,810          | 4,139            | 4,125                 | 3,722          | 4,080            | 4,004                 | 3,972          | 4,455            | 4,212                 |
| Kent   | 1,222          | 1,762          | 1,230          | 1,798          | 1,402          | 1,471            | 1,585                 | 1,430          | 1,503            | 1,394                 | 1,567          | 1,673            | 1,567                 |
| Queen Anne's   | 1,806          | 2,740          | 1,530          | 2,411          | 1,571          | 1,733            | 1,767                 | 1,779          | 1,990            | 1,895                 | 1,920          | 2,130            | 1,925                 |
| Talbot   | 1,434          | 1,962          | 1,184          | 1,640          | 1,785          | 1,935            | 2,073                 | 1,814          | 2,027            | 1,940                 | 1,934          | 2,169            | 2,018                 |
| <b>District 4</b>  |                |                |                |                |                |                  |                       |                |                  |                       |                |                  |                       |
| Calvert  | 2,341          | 3,243          | 1,877          | 2,768          | 3,109          | 3,628            | 3,267                 | 3,446          | 3,658            | 3,431                 | 3,401          | 3,860            | 3,560                 |
| Charles  | 3,823          | 5,182          | 4,131          | 5,691          | 5,480          | 6,034            | 5,985                 | 6,334          | 7,167            | 6,343                 | 6,532          | 7,247            | 6,906                 |
| St. Mary's   | 1,991          | 2,673          | 2,149          | 3,171          | 3,000          | 3,267            | 3,228                 | 3,159          | 3,378            | 3,236                 | 3,025          | 3,410            | 3,352                 |
| <b>District 5</b>  |                |                |                |                |                |                  |                       |                |                  |                       |                |                  |                       |
| Prince George's  | 41,700         | 47,931         | 40,442         | 58,460         | 50,758         | 57,470           | 60,934                | 56,870         | 63,654           | 73,003                | 56,849         | 65,896           | 64,749                |
| <b>District 6</b>  |                |                |                |                |                |                  |                       |                |                  |                       |                |                  |                       |
| Montgomery   | 32,428         | 42,723         | 29,230         | 40,044         | 37,832         | 40,390           | 57,123                | 35,958         | 40,414           | 45,159                | 38,021         | 43,275           | 38,871                |
| <b>District 7</b>  |                |                |                |                |                |                  |                       |                |                  |                       |                |                  |                       |
| Anne Arundel   | 15,164         | 24,235         | 15,965         | 23,599         | 22,527         | 24,433           | 23,785                | 24,423         | 26,639           | 24,758                | 22,898         | 25,721           | 24,434                |
| <b>District 8</b>  |                |                |                |                |                |                  |                       |                |                  |                       |                |                  |                       |
| Baltimore County   | 37,203         | 46,113         | 39,988         | 52,144         | 49,931         | 54,660           | 53,758                | 55,623         | 60,451           | 54,325                | 56,700         | 63,771           | 68,102                |
| <b>District 9</b>  |                |                |                |                |                |                  |                       |                |                  |                       |                |                  |                       |
| Harford  | 6,567          | 8,001          | 6,629          | 9,526          | 8,950          | 9,980            | 9,824                 | 9,226          | 10,320           | 10,101                | 9,456          | 10,719           | 10,648                |
| <b>District 10</b>   |                |                |                |                |                |                  |                       |                |                  |                       |                |                  |                       |
| Carroll  | 3,715          | 4,818          | 3,690          | 4,827          | 5,005          | 5,269            | 5,060                 | 5,280          | 5,605            | 5,246                 | 5,125          | 5,560            | 5,236                 |
| Howard   | 5,890          | 8,662          | 5,761          | 8,998          | 8,093          | 9,128            | 8,967                 | 8,608          | 9,737            | 9,643                 | 8,434          | 9,683            | 9,382                 |
| <b>District 11</b>   |                |                |                |                |                |                  |                       |                |                  |                       |                |                  |                       |
| Frederick  | 5,128          | 7,357          | 5,161          | 7,451          | 7,157          | 7,848            | 7,460                 | 7,102          | 7,732            | 7,424                 | 6,646          | 7,677            | 7,784                 |
| Washington   | 5,059          | 7,196          | 5,458          | 7,235          | 8,771          | 9,379            | 8,686                 | 7,403          | 7,897            | 7,807                 | 7,529          | 8,494            | 8,441                 |
| <b>District 12</b>   |                |                |                |                |                |                  |                       |                |                  |                       |                |                  |                       |
| Allegany   | 2,721          | 4,511          | 2,276          | 4,534          | 4,139          | 4,441            | 4,481                 | 5,341          | 5,625            | 5,135                 | 5,058          | 5,347            | 5,219                 |
| Garrett  | 838            | 1,136          | 616            | 1,059          | 1,013          | 1,097            | 1,016                 | 1,219          | 1,252            | 1,275                 | 1,131          | 1,178            | 1,190                 |
| <b>Statewide</b>   | <b>234,413</b> | <b>319,176</b> | <b>230,703</b> | <b>331,412</b> | <b>301,552</b> | <b>329,665</b>   | <b>350,942</b>        | <b>319,636</b> | <b>354,698</b>   | <b>360,181</b>        | <b>317,438</b> | <b>362,072</b>   | <b>356,412</b>        |

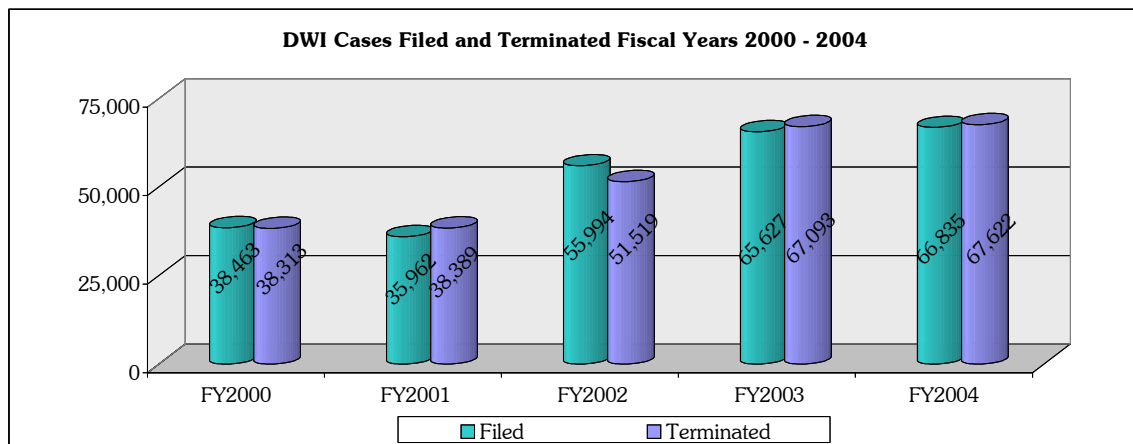
\*Excludes Landlord-Tenant cases.

Note: Starting in FY 2002, previously excluded civil case types were included in counts: civil citations, municipal infractions, forfeitures of contraband, injunctions and writs of possession. Also beginning with the FY 2002 report, terminations were reported. In order to compare terminations (judgments) with filings, the number of potential judgments ("complaints filed") is included. There is a "potential judgment" for each defendant in a case, and additional potential judgments when cross- and other claims are filed.



| <b>TABLE DC-8</b><br><b>Five-Year Comparative Table</b><br><b>DWI Cases* Filed and Terminated</b><br><b>in the District Court of Maryland</b><br><b>Fiscal Year 2000 - Fiscal Year 2004</b> |               |               |               |               |               |               |               |               |               |               |
|---|---------------|---------------|---------------|---------------|---------------|---------------|---------------|---------------|---------------|---------------|
|   | FY 2000       |               | FY 2001       |               | FY 2002       |               | FY 2003       |               | FY 2004       |               |
|   | Filed         | Terminated    | Filed         | Terminated    | Filed         | Terminated    | Filed         | Terminated    | Filed         | Terminated    |
| <b>District 1</b>   |               |               |               |               |               |               |               |               |               |               |
| Baltimore City  | 1,268         | 1,347         | 1,601         | 1,589         | 2,404         | 1,849         | 3,211         | 2,858         | 3,642         | 3,296         |
| <b>District 2</b>   |               |               |               |               |               |               |               |               |               |               |
| Dorchester  | 178           | 196           | 211           | 190           | 379           | 314           | 506           | 469           | 525           | 524           |
| Somerset  | 243           | 217           | 252           | 307           | 317           | 353           | 391           | 386           | 378           | 375           |
| Wicomico  | 631           | 683           | 670           | 728           | 1,301         | 1,075         | 1,361         | 1,522         | 1,761         | 1,781         |
| Worcester   | 977           | 1,082         | 816           | 849           | 1,606         | 1,258         | 2,228         | 2,258         | 1,959         | 2,106         |
| <b>District 3</b>   |               |               |               |               |               |               |               |               |               |               |
| Caroline  | 222           | 210           | 206           | 253           | 383           | 307           | 429           | 416           | 509           | 498           |
| Cecil   | 1,007         | 970           | 1,144         | 1,063         | 1,348         | 1,382         | 1,844         | 1,743         | 1,945         | 2,051         |
| Kent  | 185           | 172           | 178           | 232           | 244           | 282           | 346           | 318           | 303           | 305           |
| Queen Anne's  | 398           | 474           | 476           | 465           | 663           | 693           | 951           | 1,095         | 1,234         | 1,251         |
| Talbot  | 329           | 364           | 383           | 369           | 652           | 640           | 934           | 854           | 726           | 759           |
| <b>District 4</b>   |               |               |               |               |               |               |               |               |               |               |
| Calvert   | 1,009         | 704           | 874           | 914           | 1,794         | 1,444         | 2,157         | 2,210         | 2,076         | 2,039         |
| Charles   | 1,229         | 1,073         | 1,082         | 1,400         | 2,334         | 2,051         | 2,433         | 2,740         | 2,097         | 2,178         |
| St. Mary's  | 1,554         | 1,414         | 746           | 965           | 1,120         | 1,167         | 1,174         | 1,245         | 1,527         | 1,483         |
| <b>District 5</b>   |               |               |               |               |               |               |               |               |               |               |
| Prince George's   | 4,827         | 4,652         | 4,320         | 4,383         | 4,097         | 4,183         | 4,901         | 4,769         | 5,329         | 5,110         |
| <b>District 6</b>   |               |               |               |               |               |               |               |               |               |               |
| Montgomery  | 7,329         | 7,161         | 6,722         | 6,940         | 9,596         | 8,333         | 10,200        | 10,253        | 10,191        | 9,277         |
| <b>District 7</b>   |               |               |               |               |               |               |               |               |               |               |
| Anne Arundel  | 7,150         | 6,671         | 6,905         | 7,028         | 6,920         | 8,196         | 7,241         | 7,122         | 7,289         | 7,413         |
| <b>District 8</b>   |               |               |               |               |               |               |               |               |               |               |
| Baltimore Co.   | 3,043         | 3,132         | 2,930         | 3,565         | 5,635         | 5,386         | 7,075         | 7,666         | 7,316         | 7,834         |
| <b>District 9</b>   |               |               |               |               |               |               |               |               |               |               |
| Harford   | 1,417         | 1,438         | 1,232         | 1,574         | 2,523         | 2,398         | 3,843         | 3,857         | 3,475         | 3,980         |
| <b>District 10</b>  |               |               |               |               |               |               |               |               |               |               |
| Carroll   | 1,051         | 1,142         | 796           | 993           | 1,702         | 1,565         | 2,483         | 2,514         | 2,521         | 2,715         |
| Howard  | 1,564         | 1,818         | 1,565         | 1,614         | 4,630         | 2,963         | 4,450         | 5,090         | 4,192         | 4,830         |
| <b>District 11</b>  |               |               |               |               |               |               |               |               |               |               |
| Frederick   | 1,335         | 1,679         | 1,443         | 1,502         | 3,373         | 2,979         | 3,499         | 3,727         | 3,373         | 3,487         |
| Washington  | 792           | 870           | 632           | 595           | 1,475         | 1,342         | 1,943         | 1,918         | 2,243         | 2,082         |
| <b>District 12</b>  |               |               |               |               |               |               |               |               |               |               |
| Allegany  | 456           | 542           | 504           | 557           | 807           | 810           | 1,251         | 1,226         | 1,390         | 1,416         |
| Garrett   | 269           | 302           | 274           | 314           | 691           | 549           | 776           | 837           | 834           | 832           |
| <b>Statewide</b>  | <b>38,463</b> | <b>38,313</b> | <b>35,962</b> | <b>38,389</b> | <b>55,994</b> | <b>51,519</b> | <b>65,627</b> | <b>67,093</b> | <b>66,835</b> | <b>67,622</b> |

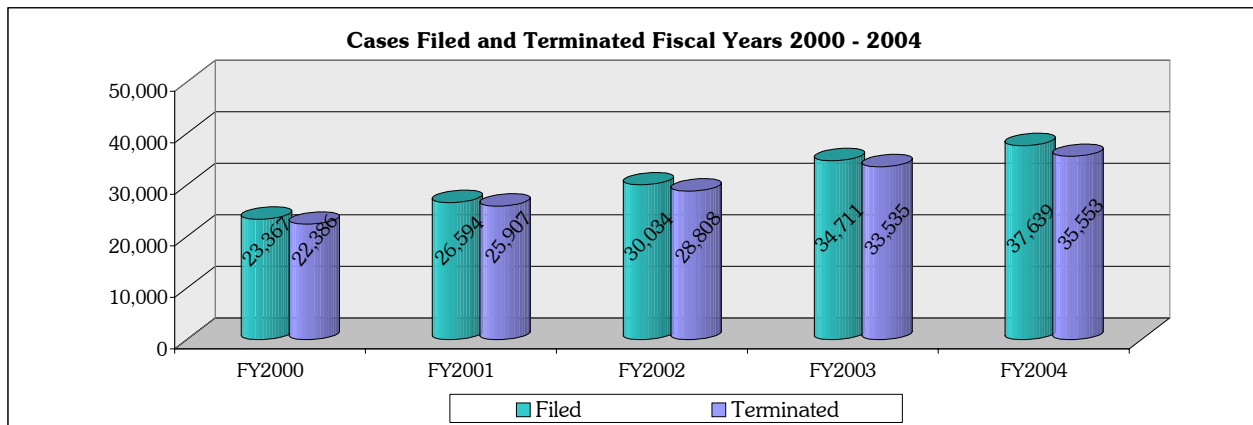
\*Includes all citations issued under Maryland Transportation Article Sec. 21-902.



**TABLE DC-9**  
**Five-Year Comparative Table**  
**Domestic Violence and Peace Order Cases Filed and Terminated**  
**in the District Court of Maryland**  
**Fiscal Year 2000 - Fiscal Year 2004**

|                    | FY 2000       |               | FY 2001       |               | FY 2002       |               | FY 2003       |               | FY 2004       |               |
|--------------------|---------------|---------------|---------------|---------------|---------------|---------------|---------------|---------------|---------------|---------------|
|                    | Filed         | Terminated    | Filed         | Terminated    | Filed         | Terminated    | Filed         | Terminated    | Filed         | Terminated    |
| <b>District 1</b>  |               |               |               |               |               |               |               |               |               |               |
| Baltimore City     | 4,099         | 3,962         | 4,190         | 4,114         | 4,905         | 4,630         | 5,883         | 5,673         | 6,516         | 6,529         |
| <b>District 2</b>  |               |               |               |               |               |               |               |               |               |               |
| Dorchester         | 167           | 178           | 175           | 171           | 190           | 184           | 207           | 198           | 272           | 259           |
| Somerset           | 47            | 41            | 62            | 54            | 79            | 71            | 87            | 82            | 156           | 169           |
| Wicomico           | 598           | 569           | 659           | 634           | 774           | 719           | 855           | 822           | 780           | 758           |
| Worcester          | 247           | 234           | 225           | 222           | 247           | 233           | 278           | 262           | 253           | 242           |
| <b>District 3</b>  |               |               |               |               |               |               |               |               |               |               |
| Caroline           | 130           | 123           | 162           | 156           | 134           | 131           | 195           | 187           | 180           | 175           |
| Cecil              | 375           | 363           | 506           | 512           | 454           | 442           | 510           | 502           | 550           | 533           |
| Kent               | 125           | 133           | 37            | 33            | 62            | 64            | 79            | 74            | 92            | 80            |
| Queen Anne's       | 140           | 141           | 174           | 177           | 202           | 194           | 245           | 252           | 251           | 250           |
| Talbot             | 150           | 145           | 99            | 97            | 129           | 124           | 139           | 139           | 242           | 236           |
| <b>District 4</b>  |               |               |               |               |               |               |               |               |               |               |
| Calvert            | 269           | 272           | 356           | 346           | 350           | 331           | 478           | 465           | 508           | 534           |
| Charles            | 515           | 511           | 563           | 557           | 632           | 622           | 915           | 896           | 1,076         | 998           |
| St. Mary's         | 297           | 210           | 292           | 275           | 401           | 381           | 461           | 435           | 663           | 587           |
| <b>District 5</b>  |               |               |               |               |               |               |               |               |               |               |
| Prince George's    | 4,156         | 3,936         | 4,821         | 4,708         | 5,895         | 5,510         | 7,137         | 6,309         | 7,763         | 6,951         |
| <b>District 6</b>  |               |               |               |               |               |               |               |               |               |               |
| Montgomery         | 1,768         | 1,735         | 2,092         | 2,024         | 2,376         | 2,337         | 2,443         | 2,416         | 2,836         | 2,757         |
| <b>District 7</b>  |               |               |               |               |               |               |               |               |               |               |
| Anne Arundel       | 2,210         | 2,156         | 2,579         | 2,569         | 2,972         | 2,875         | 3,436         | 3,542         | 3,184         | 2,995         |
| <b>District 8</b>  |               |               |               |               |               |               |               |               |               |               |
| Baltimore County   | 4,065         | 3,916         | 4,923         | 4,828         | 5,232         | 5,090         | 5,683         | 5,688         | 6,299         | 5,639         |
| <b>District 9</b>  |               |               |               |               |               |               |               |               |               |               |
| Harford            | 722           | 659           | 909           | 894           | 892           | 880           | 1,025         | 1,004         | 1,103         | 1,067         |
| <b>District 10</b> |               |               |               |               |               |               |               |               |               |               |
| Carroll            | 433           | 437           | 490           | 473           | 476           | 473           | 578           | 587           | 582           | 580           |
| Howard             | 635           | 527           | 739           | 622           | 898           | 854           | 915           | 896           | 921           | 907           |
| <b>District 11</b> |               |               |               |               |               |               |               |               |               |               |
| Frederick          | 782           | 757           | 959           | 929           | 962           | 945           | 997           | 986           | 1,123         | 1,063         |
| Washington         | 939           | 908           | 1,062         | 1,035         | 1,175         | 1,158         | 1,400         | 1,371         | 1,498         | 1,430         |
| <b>District 12</b> |               |               |               |               |               |               |               |               |               |               |
| Allegany           | 364           | 344           | 392           | 362           | 433           | 408           | 483           | 464           | 531           | 509           |
| Garrett            | 134           | 129           | 128           | 115           | 164           | 152           | 282           | 285           | 260           | 305           |
| <b>Statewide</b>   | <b>23,367</b> | <b>22,386</b> | <b>26,594</b> | <b>25,907</b> | <b>30,034</b> | <b>28,808</b> | <b>34,711</b> | <b>33,535</b> | <b>37,639</b> | <b>35,553</b> |

Note: The termination count is the total number of final protective orders issued, denied and dismissed, temporary orders denied and dismissed, and interim orders denied.





**TABLE DC-10**

**Domestic Violence and Peace Order Dispositions  
in the District Court of Maryland  
Fiscal Year 2004**

|                    | Domestic Violence |                            |                        |                         |                           |            | Peace Orders  |                        |                         |                           |           |
|--------------------|-------------------|----------------------------|------------------------|-------------------------|---------------------------|------------|---------------|------------------------|-------------------------|---------------------------|-----------|
|                    | Cases Filed       | Transfers to Circuit Court | Interim Orders Granted | Ex Parte Orders Granted | Protective Orders Granted | Appeals    | Cases Filed   | Interim Orders Granted | Ex Parte Orders Granted | Protective Orders Granted | Appeals   |
| <b>District 1</b>  |                   |                            |                        |                         |                           |            |               |                        |                         |                           |           |
| Baltimore City     | 4,220             | 39                         | 1,828                  | 2,515                   | 1,082                     | 18         | 2,296         | 1,016                  | 250                     | 1,295                     | 0         |
| <b>District 2</b>  |                   |                            |                        |                         |                           |            |               |                        |                         |                           |           |
| Dorchester         | 159               | 4                          | 74                     | 98                      | 57                        | 1          | 113           | 23                     | 76                      | 53                        | 0         |
| Somerset           | 72                | 1                          | 9                      | 86                      | 46                        | 0          | 84            | 5                      | 64                      | 40                        | 0         |
| Wicomico           | 491               | 6                          | 71                     | 302                     | 138                       | 8          | 289           | 42                     | 221                     | 114                       | 2         |
| Worcester          | 149               | 0                          | 21                     | 100                     | 55                        | 1          | 104           | 15                     | 61                      | 30                        | 2         |
| <b>District 3</b>  |                   |                            |                        |                         |                           |            |               |                        |                         |                           |           |
| Caroline           | 110               | 9                          | 40                     | 77                      | 53                        | 0          | 70            | 15                     | 36                      | 29                        | 0         |
| Cecil              | 363               | 10                         | 103                    | 222                     | 91                        | 6          | 187           | 21                     | 79                      | 36                        | 0         |
| Kent               | 38                | 2                          | 13                     | 25                      | 6                         | 0          | 54            | 3                      | 31                      | 20                        | 1         |
| Queen Anne's       | 167               | 1                          | 29                     | 114                     | 60                        | 1          | 84            | 5                      | 50                      | 29                        | 0         |
| Talbot             | 144               | 1                          | 66                     | 67                      | 66                        | 0          | 98            | 17                     | 63                      | 58                        | 0         |
| <b>District 4</b>  |                   |                            |                        |                         |                           |            |               |                        |                         |                           |           |
| Calvert            | 289               | 4                          | 128                    | 207                     | 157                       | 0          | 219           | 50                     | 152                     | 122                       | 0         |
| Charles            | 573               | 4                          | 238                    | 300                     | 193                       | 12         | 503           | 139                    | 310                     | 248                       | 5         |
| St. Mary's         | 364               | 4                          | 156                    | 228                     | 137                       | 8          | 299           | 132                    | 164                     | 117                       | 1         |
| <b>District 5</b>  |                   |                            |                        |                         |                           |            |               |                        |                         |                           |           |
| Prince George's    | 4,912             | 94                         | 1,750                  | 3,135                   | 1,564                     | 60         | 2,851         | 731                    | 1,997                   | 1,096                     | 24        |
| <b>District 6</b>  |                   |                            |                        |                         |                           |            |               |                        |                         |                           |           |
| Montgomery         | 1,537             | 19                         | 429                    | 1,103                   | 768                       | 6          | 1,299         | 247                    | 928                     | 657                       | 4         |
| <b>District 7</b>  |                   |                            |                        |                         |                           |            |               |                        |                         |                           |           |
| Anne Arundel       | 1,971             | 59                         | 472                    | 1,389                   | 777                       | 16         | 1,213         | 211                    | 839                     | 566                       | 5         |
| <b>District 8</b>  |                   |                            |                        |                         |                           |            |               |                        |                         |                           |           |
| Baltimore County   | 3,972             | 10                         | 1,201                  | 1,888                   | 890                       | 43         | 2,327         | 470                    | 1,307                   | 626                       | 11        |
| <b>District 9</b>  |                   |                            |                        |                         |                           |            |               |                        |                         |                           |           |
| Harford            | 621               | 18                         | 177                    | 397                     | 258                       | 9          | 482           | 77                     | 306                     | 237                       | 1         |
| <b>District 10</b> |                   |                            |                        |                         |                           |            |               |                        |                         |                           |           |
| Carroll            | 294               | 3                          | 74                     | 224                     | 149                       | 4          | 288           | 23                     | 256                     | 163                       | 0         |
| Howard             | 524               | 7                          | 135                    | 392                     | 218                       | 0          | 397           | 70                     | 291                     | 164                       | 0         |
| <b>District 11</b> |                   |                            |                        |                         |                           |            |               |                        |                         |                           |           |
| Frederick          | 575               | 0                          | 203                    | 343                     | 152                       | 4          | 548           | 81                     | 354                     | 151                       | 1         |
| Washington         | 890               | 7                          | 305                    | 555                     | 306                       | 14         | 608           | 164                    | 439                     | 321                       | 5         |
| <b>District 12</b> |                   |                            |                        |                         |                           |            |               |                        |                         |                           |           |
| Allegany           | 360               | 0                          | 163                    | 220                     | 119                       | 2          | 171           | 57                     | 93                      | 65                        | 0         |
| Garrett            | 139               | 2                          | 75                     | 84                      | 53                        | 2          | 121           | 63                     | 55                      | 79                        | 0         |
| <b>Statewide</b>   | <b>22,934</b>     | <b>304</b>                 | <b>7,760</b>           | <b>14,071</b>           | <b>7,395</b>              | <b>215</b> | <b>14,705</b> | <b>3,677</b>           | <b>8,422</b>            | <b>6,316</b>              | <b>62</b> |