


Maryland Judiciary



**Annual Statistical Abstract  
FY 2015**

# MARYLAND JUDICIARY

## Annual Statistical Abstract

Fiscal Year 2015

July 1, 2014 - June 30, 2015

Prepared By  
Court Operations Department  
Administrative Office of the Courts  
2001 E/F Commerce Park Dr.  
Annapolis, Maryland 21401  
(410) 260-1737  
Maryland Relay Service (TT/Voice) 1-800-735-2258  
[www.mdcourts.gov](http://www.mdcourts.gov)



## TABLE OF CONTENTS

Message from Chief Judge Barbera .....	v
The Maryland Judicial System Organizational Chart .....	vi
Maryland Judiciary At a Glance .....	vii
<b>The Court of Appeals</b>	
The Court of Appeals' Narrative .....	COA-2
Table CA-1: Appeals and Petitions for Certiorari Filed and Disposed Within Fiscal Year .....	COA-3
Table CA-2: Regular Docket Appeals Docketed by Term .....	COA-4
Table CA-3: Filings and Dispositions .....	COA-4
Table CA-4: Regular Docket Disposition Type and Origin of Appeals .....	COA-5
Table CA-5: Petition Docket Dispositions (Petitions for Certiorari) .....	COA-6
<b>The Court of Special Appeals</b>	
The Court of Special Appeals' Narrative .....	COSA-2
Table COSA-1: Appeals Filed and Disposed and Opinions Filed Within Fiscal Year .....	COSA-3
Table COSA-2: Appeals Docketed by Term .....	COSA-3
Table COSA-3: Disposition of Applications for Leave to Appeal and Other Miscellaneous Cases ...	COSA-4
Table COSA-4: Disposition and Origin of Cases, Regular Docket .....	COSA-5
<b>The Circuit Courts</b>	
The Circuit Courts' Narrative .....	CC-2
Table CC-1.1: All Cases: Filings and Terminations, by Jurisdiction .....	CC-3
Table CC-1.2: All Cases: Statewide Filings and Terminations, by Case Type .....	CC-5
Table CC-2.1: Small Jurisdictions: Categories of Filings .....	CC-6
Table CC-2.2: Medium Jurisdictions: Categories of Filings .....	CC-8
Table CC-2.3: Medium-Large Jurisdictions: Categories of Filings .....	CC-10
Table CC-2.4: Large Jurisdictions: Categories of Filings .....	CC-12
Table CC-3.1: Small Jurisdictions: Categories of Terminations .....	CC-13
Table CC-3.2: Medium Jurisdictions: Categories of Terminations .....	CC-15
Table CC-3.3: Medium-Large Jurisdictions: Categories of Terminations .....	CC-17
Table CC-3.4: Large Jurisdictions: Categories of Terminations .....	CC-19

Table CC-4: Civil-General Filings and Terminations .....	CC-20
Table CC-5: Civil-Family Filings and Terminations.....	CC-22
Table CC-6: Domestic Violence Protective Order Dispositions .....	CC-23
Table CC-7: Criminal Filings and Terminations .....	CC-25
Table CC-8: Juvenile Filings and Terminations .....	CC-27
Table CC-9: Circuit Courts Business-Related Workload .....	CC-29

**The District Court**

The District Court's Narrative .....	DC-2
Table DC-1: Motor Vehicle, Criminal and Civil Cases Filed and Terminated .....	DC-3
Table DC-2: Motor Vehicle, Criminal and Civil Cases Filed and Terminated, by Type .....	DC-5
Table DC-3: Motor Vehicle Cases Filed and Processed .....	DC-6
Table DC-4: Criminal Cases: Manner of Disposition .....	DC-7
Table DC-5: DWI Cases Filed and Terminated .....	DC-9
Table DC-6: DWI Cases: Manner of Disposition.....	DC-10
Table DC-7: Domestic Violence Cases Filed and Terminated .....	DC-12
Table DC-8: Peace Order Cases Filed and Terminated.....	DC-13
Table DC-9: Domestic Violence Dispositions .....	DC-14
Table DC-10: Peace Order Dispositions.....	DC-15

**Court of Appeals of Maryland**  
**Robert C. Murphy Courts of Appeal Building**  
**361 Rowe Boulevard**  
**Annapolis, Maryland 21401-1699**



**MARY ELLEN BARBERA**  
**CHIEF JUDGE**



I am pleased to present the Maryland Judiciary's Annual Statistical Abstract for Fiscal Year 2015, which is a compilation of trial and appellate courts caseload data. This abstract includes information about the work of the state's courts and highlights the daily efforts of the Maryland Judiciary's dedicated professionals to provide fair, efficient, and effective justice for all.

The data presented here reflect the operation of the courts, including civil and criminal case management, the volume of cases processed, and case dispositions. I thank the judges, magistrates, clerks, and many other court staff behind the scenes who work tirelessly each day to ensure that the Judiciary processes and adjudicates cases to achieve timely justice.

As we look toward the future, we will continue to search for ways to improve our systems and processes to help our courts provide excellent customer service, deliver prompt, efficient, and just resolution of cases, increase transparency, and enhance access to data, records, and information. The Maryland Judiciary is committed to remaining at the forefront of innovation in order to provide the best possible service to all those with business before the courts.

Sincerely,

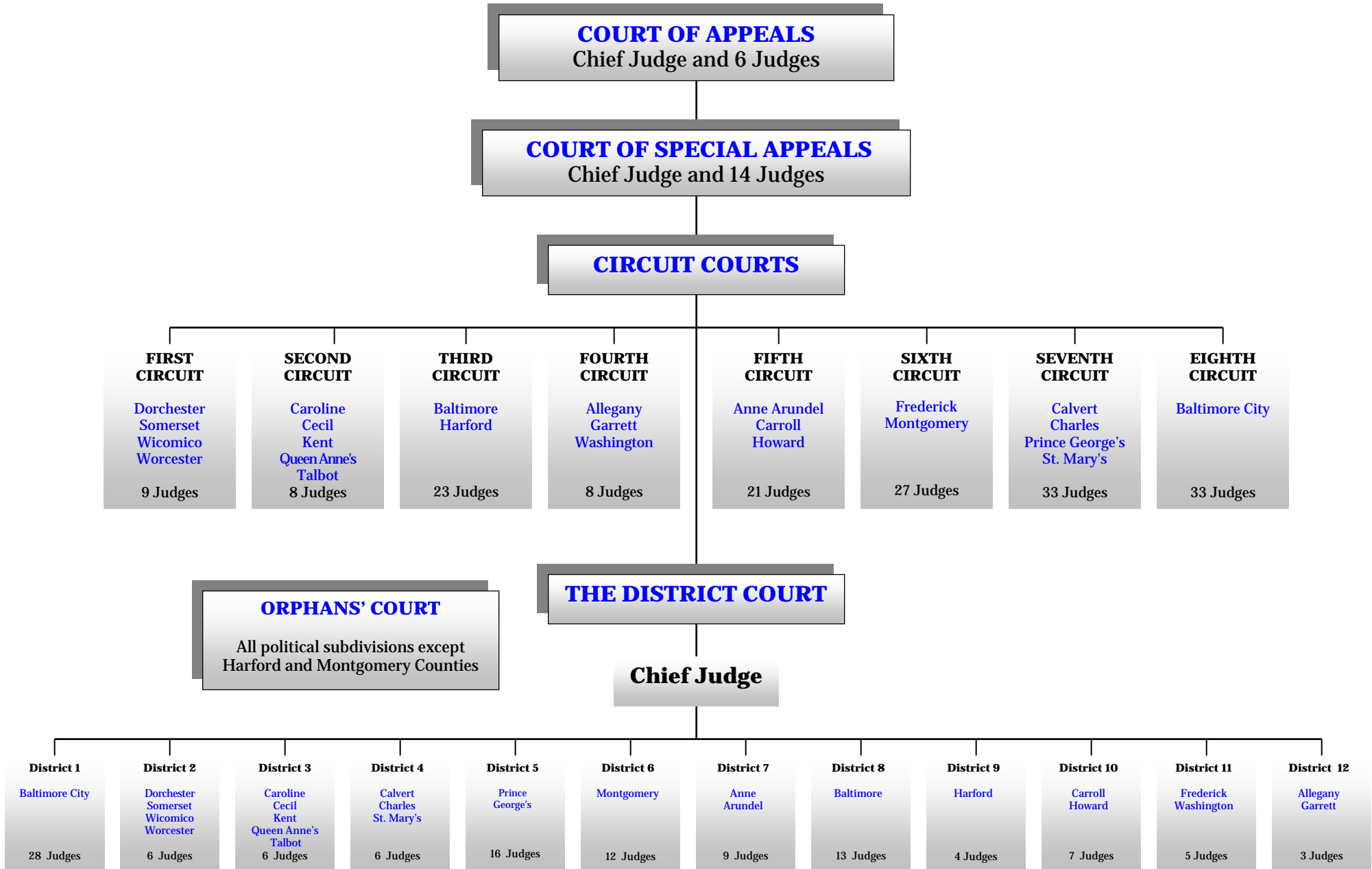
A handwritten signature in cursive script that reads "Mary Ellen Barbera".

Mary Ellen Barbera

# THE MARYLAND JUDICIAL SYSTEM\*

## Fiscal Year 2015

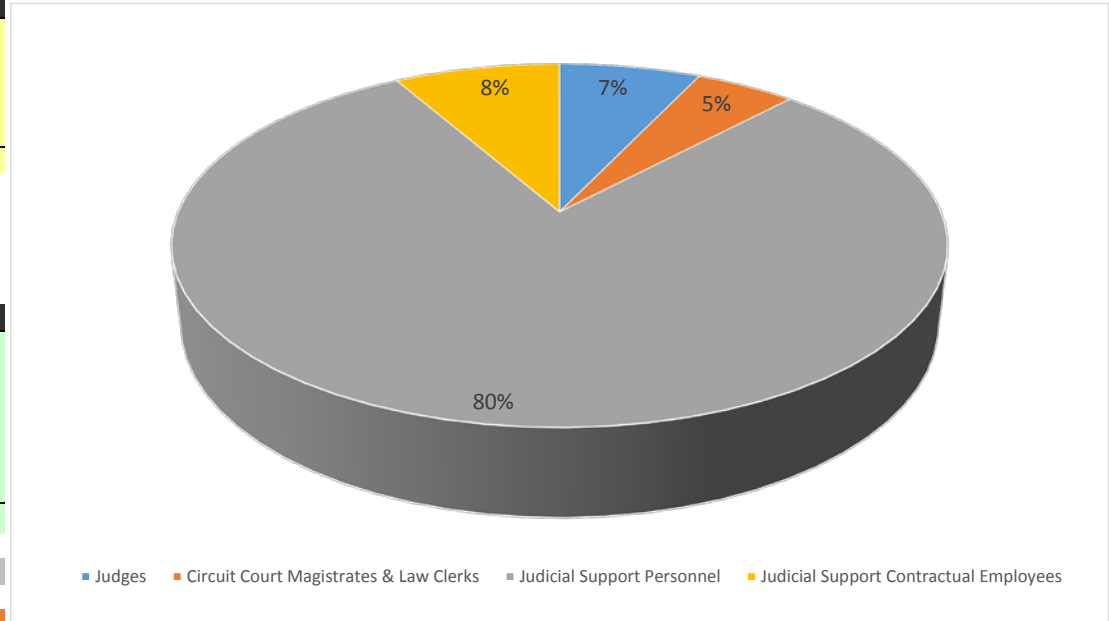
\*Click on any county or court name in blue to visit its website



## MARYLAND JUDICIARY AT A GLANCE Fiscal Year 2015

### FY 2015 Judicial Branch Personnel in Profile

Judges	
Court of Appeals	7
Court of Special Appeals	15
Circuit Courts	162
District Court	116
Orphans' Court <sup>1</sup>	66
<b>Total Judges</b>	<b>366</b>
Circuit Court Magistrates	69
Circuit Court Law Clerks	163
<b>Total Circuit Court Magistrates &amp; Law Clerks<sup>2</sup></b>	<b>232</b>
Judicial Support Personnel	
Court of Appeals	34.00
Court of Special Appeals	73.50
Circuit Court Clerks' Offices	1,400.50
District Court	1,326.50
Administrative Office of the Courts	340.25
Court-Related Agencies	26.75
Circuit Courts - Local Funding	947.10
<b>Total Judicial Support Personnel<sup>3</sup></b>	<b>4,148.60</b>
Judicial Support Contractual Employees	
	<b>430.00</b>
Total Judicial Branch Personnel	
	<b>5,176.60</b>



<sup>1</sup>Three judges sit on the Orphans' Court in Baltimore City and each of the counties. Circuit Court judges sit as judges of the Orphans' Court in Harford and Montgomery Counties.

<sup>2</sup>Includes Contractual Employees

<sup>3</sup>Excludes Judicial Support Contractual Employees

**MARYLAND JUDICIARY AT A GLANCE**  
**Fiscal Year 2015**  
**Continued**

**Total Filings and Terminations, Fiscal Year 2015<sup>1</sup>**

Name of Court	FY 2015	
	Total Filings	Total Terminations
Court of Appeals	949	1,011
Court of Special Appeals	1,937	2,117
Circuit Courts	267,261	278,703
District Court	1,676,439	1,879,148
<b>Totals</b>	<b>1,946,586</b>	<b>2,160,979</b>

<sup>1</sup> Due to the transition to Maryland Electronic Courts (MDEC), data on filings and terminations are obtained from multiple source systems, which may result in some differences in the comparability of data across jurisdictions and between reporting periods.

**Judicial Revenues<sup>1</sup>**

Program	FY 2015
Court of Appeals	\$706,851
Court of Special Appeals	90,632
Circuit Court Judges	972,341
Administrative Office of the Courts	4,098,575
State Board of Law Examiners	1,028,288
Maryland State Law Library	9,396
Judicial Information Systems	-
Circuit Courts	350,619,608
District Court	96,824,302
Family Division	148,750
<b>Totals</b>	<b>\$454,498,744</b>

**Judicial Expenditures<sup>1</sup>**

Program	FY 2015
Court of Appeals	\$11,103,627
Court of Special Appeals	10,947,785
Circuit Court Judges	61,280,378
District Court	166,165,116
Maryland Judicial Conference	316,367
Administrative Office of the Courts	71,201,207
Court-Related Agencies	2,421,527
Maryland State Law Library	2,847,455
Judicial Information Systems	47,078,707
Circuit Court Clerks	95,096,170
Family Law Divisions	148,750
Major Information Technology Projects	21,054,067
<b>Totals</b>	<b>\$489,661,155</b>

<sup>1</sup>Revenues and expenditures include all fund types.



**The  
Court of  
Appeals**

Maryland Judiciary  
Annual Statistical Abstract  
Fiscal Year 2015

## **Court of Appeals**

The Court of Appeals was created by the Constitution of 1776, and is the highest court in Maryland. Cases heard by the seven judges of the Court are, for the most part, selected through a discretionary review process known as “certiorari.” Petitions for certiorari come to the Court either before or after a case has been decided by the Court of Special Appeals. For most cases, the Court grants those petitions for certiorari it deems to be desirable and in the public interest.

The Court of Appeals also adopts rules of judicial administration, practice and procedure; admits persons to the practice of law; answers certified questions of law; and conducts disciplinary proceedings involving members of the bench and bar.

The following tables provide a statistical depiction of the Court’s workload for Fiscal Year 2015.



**Robert C. Murphy  
Courts of Appeal Building  
Annapolis, Maryland**

**TABLE CA-1  
COURT OF APPEALS**

**APPEALS AND PETITIONS FOR CERTIORARI  
FILED AND DISPOSED WITHIN FISCAL YEAR**

**3 Year Comparative Tables  
Fiscal Years 2013 - 2015**

	<b>APPEALS</b>			<b>CERTIORARI</b>	
	<b>Filed</b>	<b>Disposed</b>		<b>Filed</b>	<b>Disposed</b>
FY 2013	124	109	FY 2013	693	661
FY 2014	106	153	FY 2014	719	685
FY 2015	92	87	FY 2015	692	738

**TABLE CA-2  
COURT OF APPEALS**

**REGULAR DOCKET  
APPEALS DOCKETED BY TERM  
2012 - 2014 Terms\***

	Civil	Criminal	TOTALS
2012 Term	70	35	105
2013 Term	67	52	119
2014 Term	40	53	93

\*The number of appeals docketed are counted by term. (September 1, 2014 - August 31, 2015 is the 2014 Term.)

**TABLE CA-3  
COURT OF APPEALS**

**FILINGS AND DISPOSITIONS  
Fiscal Years 2013-2015**

	FY 2013		FY 2014		FY 2015	
	Filings	Dispositions	Filings	Dispositions	Filings	Dispositions
Regular Docket	124	109	106	153	92	87
Petitions for Certiorari	693	661	719	685	692	738
Attorney Grievance Proceedings	107	114	117	105	114	133
Bar Admission Character Matters	2	3	5	4	2	4
Certified Questions of Law	1	3	4	1	3	4
Miscellaneous Appeals	30	33	48	51	46	45
<b>TOTALS</b>	<b>957</b>	<b>923</b>	<b>999</b>	<b>999</b>	<b>949</b>	<b>1,011</b>

**TABLE CA-4  
COURT OF APPEALS**

**REGULAR DOCKET**

**DISPOSITION TYPE AND ORIGIN OF APPEALS**

**Fiscal Year 2015**

<b>Disposition Type</b>	<b>Civil</b>	<b>Juvenile</b>	<b>Criminal</b>	<b>TOTALS</b>
Affirmed	23	0	19	42
Reversed	1	0	0	1
Dismissed - Opinion Filed	2	0	0	2
Dismissed Without Opinion	0	0	0	0
Vacated and Remanded	9	0	5	14
Reversed and Remanded	9	0	10	19
Affirmed in Part, Reversed in Part	1	0	2	3
Affirmed in Part, Vacated in Part	1	0	0	1
Dismissed Prior to Argument or Submission	1	1	3	5
Transferred	0	0	0	0
<b>Total Cases Disposed FY 2015</b>	<b>47</b>	<b>1</b>	<b>39</b>	<b>87</b>

<b>Origin</b>	<b>Civil</b>	<b>Juvenile</b>	<b>Criminal</b>	<b>TOTALS</b>
2012 Docket	0	0	1	1
2013 Docket	16	0	8	24
2014 Docket	31	1	30	62
<b>Total Cases Disposed FY 2015</b>	<b>47</b>	<b>1</b>	<b>39</b>	<b>87</b>

**TABLE CA-5  
COURT OF APPEALS**

**PETITION DOCKET DISPOSITIONS  
(PETITIONS FOR CERTIORARI)**

**Fiscal Years 2013-2015**

<b>PETITIONS</b>	<b>Granted</b>	<b>Dismissed</b>	<b>Denied</b>	<b>Withdrawn</b>	<b>Totals</b>	<b>Percentage of Certiorari Petitions Granted</b>
<b><i>Civil</i></b>						
FY 2013	70	4	280	3	<b>357</b>	19.6%
FY 2014	42	1	316	0	<b>359</b>	11.7%
FY 2015	53	5	312	0	<b>370</b>	14.3%

<b>PETITIONS</b>	<b>Granted</b>	<b>Dismissed</b>	<b>Denied</b>	<b>Withdrawn</b>	<b>Totals</b>	<b>Percentage of Certiorari Petitions Granted</b>
<b><i>Criminal</i></b>						
FY 2013	39	1	259	5	<b>304</b>	12.8%
FY 2014	40	0	286	0	<b>326</b>	12.3%
FY 2015	34	2	332	0	<b>368</b>	9.2%

**The  
Court of  
Special  
Appeals**

**Maryland Judiciary  
Annual Statistical Abstract  
Fiscal Year 2015**

## **Court of Special Appeals**

The Court of Special Appeals was created in 1966. Cases heard by the Court include any reviewable judgment, decree, or order of other action of a circuit court. The Court also considers applications for leave to appeal in such cases as post conviction, habeas corpus matters involving denial of or excessive bail, inmate grievances, appeals from criminal guilty pleas, and violations of probation.

The Court includes fifteen judges - one judge from each of the seven appellate judicial circuits and eight from the State at large. The judges are empowered to sit in panels of three. All judges may sit “en banc” to hear a case if the majority of the judges so order.

The following tables provide statistics on the Court’s workload for Fiscal Year 2015.



**Robert C. Murphy  
Courts of Appeal Building  
Annapolis, Maryland**



**TABLE COSA-1  
COURT OF SPECIAL APPEALS**

**APPEALS FILED AND DISPOSED AND OPINIONS FILED  
WITHIN FISCAL YEAR**

**Fiscal Years 2013 - 2015**

	<b>APPEALS</b>			<b>OPINIONS</b>
	<b>Filed</b>	<b>Disposed</b>		<b>Filed</b>
FY 2013	1,843	2,077	FY 2013	1,417
FY 2014	1,873	2,079	FY 2014	1,457
FY 2015	1,937	2,117	FY 2015	1,583

**TABLE COSA-2  
COURT OF SPECIAL APPEALS**

**APPEALS DOCKETED BY TERM**

**2012, 2013 and 2014 Terms\***

	<b>APPEALS</b>		
	<b>Civil</b>	<b>Criminal</b>	<b>TOTALS</b>
2012 Term	1,133	767	1,900
2013 Term	1,210	722	1,932
2014 Term	1,190	716	1,906

\*The number of appeals docketed are counted by term. (March 1, 2014 - February 28, 2015 is the 2014 Term).

**TABLE COSA-3  
COURT OF SPECIAL APPEALS**

**DISPOSITION OF APPLICATIONS FOR LEAVE TO APPEAL  
AND OTHER MISCELLANEOUS CASES**

Fiscal Years 2013 - 2015

	Fiscal Year		
	2013	2014	2015
<b>POST CONVICTION-TOTALS</b>	<b>272</b>	<b>205</b>	<b>148</b>
Granted	1	0	0
Dismissed or Transferred	1	21	4
Denied	262	178	137
Remanded	8	6	7

	Fiscal Year		
	2013	2014	2015
<b>GUILTY PLEA-TOTALS</b>	<b>62</b>	<b>54</b>	<b>58</b>
Granted	5	1	2
Dismissed or Transferred	3	6	7
Denied	54	47	47
Remanded	0	0	2

	Fiscal Year		
	2013	2014	2015
<b>OTHER MISCELLANEOUS-TOTALS</b>	<b>62</b>	<b>87</b>	<b>44</b>
Granted	1	0	0
Dismissed or Transferred	3	8	3
Denied	58	79	40
Remanded	0	0	1

	Fiscal Year		
	2013	2014	2015
<b>VIOLATIONS OF PROBATION-TOTALS</b>	<b>79</b>	<b>70</b>	<b>40</b>
Granted	0	0	2
Dismissed or Transferred	5	5	4
Denied	74	64	33
Remanded	0	1	1

	Fiscal Year		
	2013	2014	2015
<b>TOTALS</b>	<b>475</b>	<b>416</b>	<b>290</b>

**TABLE COSA-4  
COURT OF SPECIAL APPEALS**

**DISPOSITION AND ORIGIN OF CASES**

**Regular Docket  
Fiscal Year 2015**

<b>Decision</b>	<b>Civil</b>	<b>Juvenile</b>	<b>Criminal</b>	<b>Totals</b>
Affirmed (incl. modified and affirmed)	437	58	532	<b>1,027</b>
Reversed (incl. reversed, reversed/remanded)	75	7	72	<b>154</b>
Dismissed - Opinion Filed	36	11	11	<b>58</b>
Remanded without Affirmance or Reversal	10	0	11	<b>21</b>
Vacated, Vacated and Remanded	44	6	46	<b>96</b>
Affirmed in Part, Reversed in Part	0	0	0	<b>0</b>
Affirmed in Part, Vacated in Part	14	0	31	<b>45</b>
Affirmed in Part (incl. affirmed and remanded)	24	0	8	<b>32</b>
Dismissed Prior to Argument or Submission	447	79	139	<b>665</b>
Transferred to Court of Appeals	4	0	4	<b>8</b>
Other	7	0	4	<b>11</b>
<b>Total Cases Disposed FY 2015</b>	<b>1,098</b>	<b>161</b>	<b>858</b>	<b>2,117</b>

<b>Origin</b>	<b>Civil</b>	<b>Juvenile</b>	<b>Criminal</b>	<b>Totals</b>
Unspecified Docket*	21	0	5	<b>26</b>
1993 Docket	1	0	0	<b>1</b>
1996 Docket	5	0	1	<b>6</b>
1997 Docket	4	0	0	<b>4</b>
1999 Docket	1	0	0	<b>1</b>
2001 Docket	1	0	0	<b>1</b>
2004 Docket	1	0	0	<b>1</b>
2005 Docket	2	0	0	<b>2</b>
2007 Docket	1	0	1	<b>2</b>
2008 Docket	7	0	0	<b>7</b>
2009 Docket	5	1	0	<b>6</b>
2010 Docket	9	0	7	<b>16</b>
2011 Docket	23	0	34	<b>57</b>
2012 Docket	44	2	115	<b>161</b>
2013 Docket	347	29	378	<b>754</b>
2014 Docket	595	124	310	<b>1,029</b>
2015 Docket	31	5	7	<b>43</b>
<b>Origin Totals</b>	<b>1,098</b>	<b>161</b>	<b>858</b>	<b>2,117</b>

\*26 Cases disposed in FY 2015 could not be attributed to a specific docket of origin.

**The  
Circuit  
Courts**

**Maryland Judiciary  
Annual Statistical Abstract  
Fiscal Year 2015**

## **Circuit Courts**

In Maryland, each county and Baltimore City has a circuit court. Circuit courts are the trial courts of general jurisdiction. The 162 judges handle major civil cases, serious criminal matters, and all family matters including juvenile. Circuit court judges also decide appeals from the District Court and certain administrative agencies. Judicial magistrates primarily hear family and juvenile matters and make recommendations based on their findings to the judge.

In addition to judicial functions, the courts are responsible for recording the State's land record transactions, as well as issuing a number of business licenses. Civil marriage ceremonies are often performed by judges and clerks, and the clerks of court also issue marriage licenses.

Circuit courts are grouped into eight geographical circuits, each with two or more counties, with the exception of the Eighth Circuit that consists of Baltimore City. The smallest jurisdictions have one judge. Baltimore City, which handles the largest number of cases, has 33 judgeships.

The following tables provide statistics on the workload in the circuit courts for Fiscal Year 2015.



Circuit Court for Kent County

**TABLE CC-1.1  
CIRCUIT COURTS**

**ALL CASES: FILINGS AND TERMINATIONS BY JURISDICTION  
Original and Reopened Cases  
Fiscal Years 2013 through 2015**

	FY 2013		FY 2014		FY 2015	
	Filings	Terminations	Filings	Terminations	Filings	Terminations
<b>First Circuit</b>	<b>15,747</b>	<b>15,312</b>	<b>14,284</b>	<b>14,478</b>	<b>13,870</b>	<b>14,020</b>
Dorchester	2,887	2,830	2,636	2,733	2,553	2,465
Somerset	2,094	1,942	1,631	1,771	1,656	1,634
Wicomico	6,781	6,730	6,215	6,178	5,946	6,290
Worcester	3,985	3,810	3,802	3,796	3,715	3,631

	FY 2013		FY 2014		FY 2015	
	Filings	Terminations	Filings	Terminations	Filings	Terminations
<b>Second Circuit</b>	<b>15,954</b>	<b>15,581</b>	<b>15,768</b>	<b>15,248</b>	<b>15,115</b>	<b>16,400</b>
Caroline	2,289	2,256	2,459	2,452	2,396	2,694
Cecil	7,738	7,671	7,537	7,238	7,070	7,668
Kent	1,233	1,158	1,213	1,217	1,105	1,252
Queen Anne's	2,418	2,351	2,380	2,245	2,408	2,558
Talbot	2,276	2,145	2,179	2,096	2,136	2,228

	FY 2013		FY 2014		FY 2015	
	Filings	Terminations	Filings	Terminations	Filings	Terminations
<b>Third Circuit</b>	<b>44,963</b>	<b>41,374</b>	<b>44,899</b>	<b>46,602</b>	<b>45,039</b>	<b>50,356</b>
Baltimore	32,975	30,719	32,968	35,625	33,618	38,304
Harford	11,988	10,655	11,931	10,977	11,421	12,052

	FY 2013		FY 2014		FY 2015	
	Filings	Terminations	Filings	Terminations	Filings	Terminations
<b>Fourth Circuit</b>	<b>15,145</b>	<b>14,549</b>	<b>14,921</b>	<b>14,477</b>	<b>14,759</b>	<b>15,017</b>
Allegany	4,291	4,201	4,324	4,391	4,524	4,382
Garrett	1,234	1,161	1,113	1,101	939	1,035
Washington	9,620	9,187	9,484	8,985	9,296	9,600

**ALL CASES: FILINGS AND TERMINATIONS BY JURISDICTION, Continued**

	FY 2013		FY 2014		FY 2015	
	Filings	Terminations	Filings	Terminations	Filings	Terminations
<b>Fifth Circuit</b>	<b>38,742</b>	<b>38,251</b>	<b>39,372</b>	<b>37,726</b>	<b>36,519</b>	<b>35,405</b>
Anne Arundel	23,235	23,154	23,670	22,221	20,710	19,027
Carroll	7,136	7,003	7,085	7,107	6,938	7,362
Howard	8,371	8,094	8,617	8,398	8,871	9,016
	FY 2013		FY 2014		FY 2015	
	Filings	Terminations	Filings	Terminations	Filings	Terminations
<b>Sixth Circuit</b>	<b>46,356</b>	<b>44,859</b>	<b>45,286</b>	<b>45,413</b>	<b>44,233</b>	<b>44,479</b>
Frederick	9,527	9,204	9,245	9,112	8,878	8,935
Montgomery	36,829	35,655	36,041	36,301	35,355	35,544
	FY 2013		FY 2014		FY 2015	
	Filings	Terminations	Filings	Terminations	Filings	Terminations
<b>Seventh Circuit</b>	<b>56,424</b>	<b>55,925</b>	<b>56,177</b>	<b>55,852</b>	<b>52,869</b>	<b>55,771</b>
Calvert	4,935	4,502	4,842	4,687	4,470	4,693
Charles	9,576	8,778	9,476	8,990	9,212	9,519
Prince George's	36,903	37,815	37,007	37,711	34,863	37,035
St. Mary's	5,010	4,830	4,852	4,464	4,324	4,524
	FY 2013		FY 2014		FY 2015	
	Filings	Terminations	Filings	Terminations	Filings	Terminations
<b>Eighth Circuit</b>	<b>50,915</b>	<b>45,905</b>	<b>50,387</b>	<b>46,575</b>	<b>44,857</b>	<b>47,255</b>
Baltimore City	50,915	45,905	50,387	46,575	44,857	47,255
	FY 2013		FY 2014		FY 2015	
	Filings	Terminations	Filings	Terminations	Filings	Terminations
<b>STATE TOTALS</b>	<b>284,246</b>	<b>271,756</b>	<b>281,094</b>	<b>276,371</b>	<b>267,261</b>	<b>278,703</b>

**TABLE CC-1.2  
CIRCUIT COURTS  
ALL CASES: STATEWIDE FILINGS AND TERMINATIONS, BY CASE TYPE**

**Original and Reopened Cases  
Fiscal Years 2013 through 2015**

STATEWIDE	FY 2013		FY 2014		FY 2015	
	Filings	Terminations	Filings	Terminations	Filings	Terminations
<b>Total Civil-General</b>	<b>74,407</b>	<b>63,601</b>	<b>78,893</b>	<b>74,369</b>	<b>74,227</b>	<b>76,774</b>
Motor Tort	5,053	5,317	4,883	5,161	4,535	5,170
Other Tort	4,754	3,803	4,302	4,191	4,390	4,118
Contract	4,719	5,250	4,806	5,163	4,397	4,743
Condemnation	151	183	187	146	238	213
Cont'd Confessed Judgment	1,578	1,623	1,322	1,352	1,173	1,246
Other Law	9,454	9,338	9,097	9,921	8,526	8,493
<i>Appeals</i>						
District Court - On Record	349	236	350	256	330	273
District Court - De Novo	963	699	840	599	894	755
Administrative Agency	3,359	3,891	3,045	3,412	3,160	3,371
Other General	43,553	33,147	49,503	44,023	46,075	48,234
Unreported Category	474	114	558	145	509	158
<b>Total Civil-Family</b>	<b>98,223</b>	<b>96,102</b>	<b>94,550</b>	<b>93,765</b>	<b>92,471</b>	<b>96,071</b>
Divorce/Nullity	33,291	33,592	32,436	32,675	31,887	32,824
Other Domestic Relations	41,496	40,187	40,520	39,880	40,487	41,227
Adoption/Guardianship	3,448	3,379	3,654	3,718	3,798	3,953
Paternity	15,234	14,319	13,459	13,066	12,023	13,860
Domestic Violence	4,754	4,625	4,481	4,426	4,276	4,207
<b>Total Juvenile</b>	<b>27,895</b>	<b>27,949</b>	<b>25,644</b>	<b>25,536</b>	<b>22,973</b>	<b>22,906</b>
Delinquency	23,520	23,356	21,384	21,234	19,030	19,146
Adult	51	58	45	32	38	29
Child in Need of Supervision	63	55	132	124	120	116
Child in Need of Assistance	2,834	3,070	2,700	2,744	2,419	2,308
Guardianship	426	444	381	419	402	398
Adoption	366	352	349	339	302	300
Peace Orders	555	529	622	600	591	567
Unreported Category	80	85	31	44	71	42
<b>Total Criminal</b>	<b>83,721</b>	<b>84,104</b>	<b>82,007</b>	<b>82,701</b>	<b>77,590</b>	<b>82,952</b>
Indictment/Information	39,267	41,204	38,734	39,105	37,413	40,683
<i>Appeals</i>						
District Court - Motor	1,952	1,908	2,051	2,192	1,983	2,033
District Court - Other	3,518	3,341	3,522	3,600	3,341	3,641
Jury Trial Prayed - Motor	12,010	11,821	11,978	11,924	11,372	11,988
Jury Trial Prayed - Other	25,854	25,481	24,730	25,382	22,554	24,148
Non Support	318	285	250	284	231	271
Post Conviction	306	55	313	206	231	164
Unreported Category	496	9	429	8	465	24
<b>TOTAL</b>	<b>284,246</b>	<b>271,756</b>	<b>281,094</b>	<b>276,371</b>	<b>267,261</b>	<b>278,703</b>



**TABLE CC-2.1  
CIRCUIT COURTS**

**SMALL JURISDICTIONS  
CATEGORIES OF FILINGS**

**Original and Reopened Cases  
Fiscal Year 2015**

	<b>Caroline</b>	<b>Dorchester</b>	<b>Garrett</b>	<b>Kent</b>
<b>Total Civil-General</b>	<b>379</b>	<b>589</b>	<b>200</b>	<b>251</b>
Motor Tort	8	7	9	6
Other Tort	5	13	3	9
Contract	17	13	12	14
Condemnation	0	0	1	0
Cont'd Confessed Judgment	13	22	6	9
Other Law	10	29	8	9
<i>Appeals</i>				
District Court - On Record	3	1	0	1
District Court - De Novo	6	13	2	0
Administrative Agency	12	16	9	9
Other General	304	474	147	194
Unreported Category	1	1	3	0

	<b>Caroline</b>	<b>Dorchester</b>	<b>Garrett</b>	<b>Kent</b>
<b>Total Civil-Family</b>	<b>1,057</b>	<b>1,046</b>	<b>478</b>	<b>475</b>
Divorce/Nullity	229	245	161	140
Other Domestic Relations	571	527	211	242
Adoption/Guardianship	9	14	7	3
Paternity	186	218	90	75
Domestic Violence	62	42	9	15

	<b>Caroline</b>	<b>Dorchester</b>	<b>Garrett</b>	<b>Kent</b>
<b>Total Juvenile</b>	<b>162</b>	<b>193</b>	<b>86</b>	<b>51</b>
Delinquency	143	171	54	48
Adult	0	0	0	0
Child in Need of Supervision	0	0	0	0
Child in Need of Assistance	10	10	30	3
Guardianship	0	5	1	0
Adoption	6	4	1	0
Peace Orders	3	3	0	0
Unreported Category	0	0	0	0

	<b>Caroline</b>	<b>Dorchester</b>	<b>Garrett</b>	<b>Kent</b>
<b>Total Criminal</b>	<b>798</b>	<b>725</b>	<b>175</b>	<b>328</b>
Indictment/Information	287	493	97	114
<i>Appeals</i>				
District Court - Motor	13	13	3	7
District Court - Other	22	26	7	6
Jury Trial Prayed - Motor	100	47	36	107
Jury Trial Prayed - Other	372	141	31	93
Non Support	1	4	0	0
Post Conviction	0	0	0	1
Unreported Category	3	1	1	0

	<b>Caroline</b>	<b>Dorchester</b>	<b>Garrett</b>	<b>Kent</b>
<b>TOTAL FILINGS</b>	<b>2,396</b>	<b>2,553</b>	<b>939</b>	<b>1,105</b>

**TABLE CC-2.1  
CIRCUIT COURTS**

**SMALL JURISDICTIONS  
CATEGORIES OF FILINGS**

Continued

	Queen Anne's	Somerset	Talbot
<b>Total Civil-General</b>	<b>597</b>	<b>417</b>	<b>570</b>
Motor Tort	19	7	24
Other Tort	10	7	13
Contract	41	2	35
Condemnation	9	0	0
Cont'd Confessed Judgment	28	10	18
Other Law	18	32	26
<i>Appeals</i>			
District Court - On Record	5	0	0
District Court - De Novo	5	9	6
Administrative Agency	22	53	23
Other General	438	262	424
Unreported Category	2	35	1

	Queen Anne's	Somerset	Talbot
<b>Total Civil-Family</b>	<b>662</b>	<b>754</b>	<b>737</b>
Divorce/Nullity	302	161	243
Other Domestic Relations	272	381	337
Adoption/Guardianship	4	7	22
Paternity	70	182	104
Domestic Violence	14	23	31

	Queen Anne's	Somerset	Talbot
<b>Total Juvenile</b>	<b>62</b>	<b>130</b>	<b>149</b>
Delinquency	61	99	131
Adult	0	5	0
Child in Need of Supervision	0	0	0
Child in Need of Assistance	0	17	12
Guardianship	0	9	2
Adoption	1	0	3
Peace Orders	0	0	0
Unreported Category	0	0	1

	Queen Anne's	Somerset	Talbot
<b>Total Criminal</b>	<b>1,087</b>	<b>355</b>	<b>680</b>
Indictment/Information	291	257	432
<i>Appeals</i>			
District Court - Motor	35	3	25
District Court - Other	44	8	13
Jury Trial Prayed - Motor	327	31	67
Jury Trial Prayed - Other	378	54	125
Non Support	0	0	0
Post Conviction	2	0	0
Unreported Category	10	2	18

	Queen Anne's	Somerset	Talbot
<b>TOTAL FILINGS</b>	<b>2,408</b>	<b>1,656</b>	<b>2,136</b>

**TABLE CC-2.2  
CIRCUIT COURTS**

**MEDIUM JURISDICTIONS  
CATEGORIES OF FILINGS**

**Original and Reopened Cases  
Fiscal Year 2015**

	<b>Allegany</b>	<b>Calvert</b>	<b>Cecil</b>
<b>Total Civil-General</b>	<b>1,022</b>	<b>983</b>	<b>1,255</b>
Motor Tort	30	50	78
Other Tort	23	6	37
Contract	17	47	59
Condemnation	3	7	12
Cont'd Confessed Judgment	7	20	48
Other Law	31	31	57
<i>Appeals</i>			
District Court - On Record	2	2	5
District Court - De Novo	5	20	11
Administrative Agency	292	49	45
Other General	564	740	897
Unreported Category	48	11	6

	<b>Allegany</b>	<b>Calvert</b>	<b>Cecil</b>
<b>Total Civil-Family</b>	<b>1,904</b>	<b>2,140</b>	<b>2,183</b>
Divorce/Nullity	466	677	634
Other Domestic Relations	1,112	704	1,233
Adoption/Guardianship	11	16	27
Paternity	281	663	215
Domestic Violence	34	80	74

	<b>Allegany</b>	<b>Calvert</b>	<b>Cecil</b>
<b>Total Juvenile</b>	<b>331</b>	<b>327</b>	<b>387</b>
Delinquency	226	263	305
Adult	0	0	0
Child in Need of Supervision	10	0	0
Child in Need of Assistance	72	24	51
Guardianship	12	19	14
Adoption	11	5	16
Peace Orders	0	16	1
Unreported Category	0	0	0

	<b>Allegany</b>	<b>Calvert</b>	<b>Cecil</b>
<b>Total Criminal</b>	<b>1,267</b>	<b>1,020</b>	<b>3,245</b>
Indictment/Information	483	599	719
<i>Appeals</i>			
District Court - Motor	3	8	34
District Court - Other	23	9	46
Jury Trial Prayed - Motor	190	180	854
Jury Trial Prayed - Other	565	207	1,391
Non Support	0	1	159
Post Conviction	2	0	0
Unreported Category	1	16	42

	<b>Allegany</b>	<b>Calvert</b>	<b>Cecil</b>
<b>TOTAL FILINGS</b>	<b>4,524</b>	<b>4,470</b>	<b>7,070</b>

**TABLE CC-2.2  
CIRCUIT COURTS**

**MEDIUM JURISDICTIONS  
CATEGORIES OF FILINGS**

Continued

	<b>St. Mary's</b>	<b>Wicomico</b>	<b>Worcester</b>
<b>Total Civil-General</b>	<b>920</b>	<b>975</b>	<b>1,226</b>
Motor Tort	49	45	28
Other Tort	11	33	29
Contract	53	27	45
Condemnation	1	0	7
Cont'd Confessed Judgment	14	18	35
Other Law	80	22	49
<i>Appeals</i>			
District Court - On Record	2	3	1
District Court - De Novo	11	9	11
Administrative Agency	32	38	27
Other General	662	771	990
Unreported Category	5	9	4

	<b>St. Mary's</b>	<b>Wicomico</b>	<b>Worcester</b>
<b>Total Civil-Family</b>	<b>2,251</b>	<b>1,979</b>	<b>1,112</b>
Divorce/Nullity	668	608	310
Other Domestic Relations	1,027	954	508
Adoption/Guardianship	16	14	14
Paternity	413	335	263
Domestic Violence	127	68	17

	<b>St. Mary's</b>	<b>Wicomico</b>	<b>Worcester</b>
<b>Total Juvenile</b>	<b>400</b>	<b>1,395</b>	<b>296</b>
Delinquency	325	1,370	253
Adult	7	7	2
Child in Need of Supervision	0	0	0
Child in Need of Assistance	42	8	34
Guardianship	15	5	2
Adoption	11	4	4
Peace Orders	0	1	1
Unreported Category	0	0	0

	<b>St. Mary's</b>	<b>Wicomico</b>	<b>Worcester</b>
<b>Total Criminal</b>	<b>753</b>	<b>1,597</b>	<b>1,081</b>
Indictment/Information	514	1,097	752
<i>Appeals</i>			
District Court - Motor	6	19	21
District Court - Other	27	73	48
Jury Trial Prayed - Motor	45	97	99
Jury Trial Prayed - Other	157	300	136
Non Support	0	1	7
Post Conviction	0	1	0
Unreported Category	4	9	18

	<b>St. Mary's</b>	<b>Wicomico</b>	<b>Worcester</b>
<b>TOTAL FILINGS</b>	<b>4,324</b>	<b>5,946</b>	<b>3,715</b>

TABLE CC-2.3  
CIRCUIT COURTS

MEDIUM-LARGE JURISDICTIONS  
CATEGORIES OF FILINGS

Original and Reopened Cases  
Fiscal Year 2015

	Carroll	Charles	Frederick
<b>Total Civil-General</b>	<b>1,286</b>	<b>2,261</b>	<b>1,972</b>
Motor Tort	77	117	93
Other Tort	38	59	68
Contract	70	104	129
Condemnation	0	2	12
Cont'd Confessed Judgment	33	27	35
Other Law	64	108	82
<i>Appeals</i>			
District Court - On Record	0	11	6
District Court - De Novo	8	23	29
Administrative Agency	80	84	108
Other General	892	1,713	1,399
Unreported Category	24	13	11

	Carroll	Charles	Frederick
<b>Total Civil-Family</b>	<b>2,298</b>	<b>3,321</b>	<b>3,570</b>
Divorce/Nullity	971	1,141	1,437
Other Domestic Relations	944	1,296	1,610
Adoption/Guardianship	34	20	33
Paternity	111	630	353
Domestic Violence	238	234	137

	Carroll	Charles	Frederick
<b>Total Juvenile</b>	<b>671</b>	<b>1,158</b>	<b>763</b>
Delinquency	613	1,058	661
Adult	3	12	0
Child in Need of Supervision	4	0	0
Child in Need of Assistance	27	69	64
Guardianship	4	8	13
Adoption	3	11	7
Peace Orders	17	0	18
Unreported Category	0	0	0

	Carroll	Charles	Frederick
<b>Total Criminal</b>	<b>2,683</b>	<b>2,472</b>	<b>2,573</b>
Indictment/Information	855	1,482	765
<i>Appeals</i>			
District Court - Motor	32	36	56
District Court - Other	86	48	63
Jury Trial Prayed - Motor	601	433	693
Jury Trial Prayed - Other	1,046	444	985
Non Support	2	0	1
Post Conviction	0	3	1
Unreported Category	61	26	9

	Carroll	Charles	Frederick
<b>TOTAL FILINGS</b>	<b>6,938</b>	<b>9,212</b>	<b>8,878</b>

TABLE CC-2.3  
CIRCUIT COURTS

MEDIUM-LARGE JURISDICTIONS  
CATEGORIES OF FILINGS

Continued

	Harford	Howard	Washington
<b>Total Civil-General</b>	<b>2,267</b>	<b>3,152</b>	<b>1,425</b>
Motor Tort	139	170	77
Other Tort	41	133	43
Contract	89	261	61
Condemnation	33	4	1
Cont'd Confessed Judgment	45	93	15
Other Law	120	111	64
<i>Appeals</i>			
District Court - On Record	10	17	5
District Court - De Novo	24	41	19
Administrative Agency	107	119	118
Other General	1,653	2,193	994
Unreported Category	6	10	28

	Harford	Howard	Washington
<b>Total Civil-Family</b>	<b>4,719</b>	<b>2,774</b>	<b>4,801</b>
Divorce/Nullity	1,602	1,443	984
Other Domestic Relations	1,756	907	2,901
Adoption/Guardianship	26	27	10
Paternity	1,187	260	883
Domestic Violence	148	137	23

	Harford	Howard	Washington
<b>Total Juvenile</b>	<b>835</b>	<b>1,006</b>	<b>900</b>
Delinquency	647	960	766
Adult	0	0	1
Child in Need of Supervision	0	0	0
Child in Need of Assistance	116	29	92
Guardianship	30	1	14
Adoption	20	3	20
Peace Orders	22	13	7
Unreported Category	0	0	0

	Harford	Howard	Washington
<b>Total Criminal</b>	<b>3,600</b>	<b>1,939</b>	<b>2,170</b>
Indictment/Information	1,074	927	1,044
<i>Appeals</i>			
District Court - Motor	159	70	32
District Court - Other	321	83	86
Jury Trial Prayed - Motor	706	414	365
Jury Trial Prayed - Other	1,324	432	605
Non Support	0	0	25
Post Conviction	2	1	0
Unreported Category	14	12	13

	Harford	Howard	Washington
<b>TOTAL FILINGS</b>	<b>11,421</b>	<b>8,871</b>	<b>9,296</b>

**TABLE CC-2.4  
CIRCUIT COURTS**

**LARGE JURISDICTIONS  
CATEGORIES OF FILINGS**

**Original and Reopened Cases  
Fiscal Year 2015**

	<b>Anne Arundel</b>	<b>Baltimore</b>	<b>Baltimore City</b>	<b>Montgomery</b>	<b>Prince George's</b>
<b>Total Civil-General</b>	<b>5,510</b>	<b>9,655</b>	<b>14,620</b>	<b>11,906</b>	<b>10,789</b>
Motor Tort	345	702	1,016	498	941
Other Tort	129	493	2,066	596	525
Contract	422	651	342	1,372	514
Condemnation	4	37	90	3	12
Cont'd Confessed Judgment	87	225	80	238	47
Other Law	122	197	1,076	5,287	893
<i>Appeals</i>					
District Court - On Record	3	50	68	77	58
District Court - De Novo	6	134	114	163	225
Administrative Agency	302	422	684	509	0
Other General	4,068	6,702	9,006	3,163	7,425
Unreported Category	22	42	78	0	149

	<b>Anne Arundel</b>	<b>Baltimore</b>	<b>Baltimore City</b>	<b>Montgomery</b>	<b>Prince George's</b>
<b>Total Civil-Family</b>	<b>7,195</b>	<b>9,596</b>	<b>8,469</b>	<b>14,585</b>	<b>14,365</b>
Divorce/Nullity	3,408	3,829	2,344	5,029	4,855
Other Domestic Relations	2,834	4,143	3,963	5,516	6,538
Adoption/Guardianship	189	158	36	2,314	787
Paternity	445	940	1,768	1,032	1,319
Domestic Violence	319	526	358	694	866

	<b>Anne Arundel</b>	<b>Baltimore</b>	<b>Baltimore City</b>	<b>Montgomery</b>	<b>Prince George's</b>
<b>Total Juvenile</b>	<b>1,481</b>	<b>3,592</b>	<b>4,865</b>	<b>2,464</b>	<b>1,269</b>
Delinquency	1,367	3,168	3,260	2,096	985
Adult	0	1	0	0	0
Child in Need of Supervision	0	0	106	0	0
Child in Need of Assistance	57	334	885	213	220
Guardianship	33	34	136	26	19
Adoption	9	27	97	29	10
Peace Orders	15	28	347	74	25
Unreported Category	0	0	34	26	10

	<b>Anne Arundel</b>	<b>Baltimore</b>	<b>Baltimore City</b>	<b>Montgomery</b>	<b>Prince George's</b>
<b>Total Criminal</b>	<b>6,524</b>	<b>10,775</b>	<b>16,903</b>	<b>6,400</b>	<b>8,440</b>
Indictment/Information	4,166	5,080	7,567	4,830	3,488
<i>Appeals</i>					
District Court - Motor	161	352	328	505	62
District Court - Other	344	428	536	824	170
Jury Trial Prayed - Motor	394	1,708	1,060	82	2,736
Jury Trial Prayed - Other	1,416	3,085	7,315	159	1,793
Non Support	1	29	0	0	0
Post Conviction	1	0	26	0	191
Unreported Category	41	93	71	0	0

	<b>Anne Arundel</b>	<b>Baltimore</b>	<b>Baltimore City</b>	<b>Montgomery</b>	<b>Prince George's</b>
<b>TOTAL FILINGS</b>	<b>20,710</b>	<b>33,618</b>	<b>44,857</b>	<b>35,355</b>	<b>34,863</b>

**TABLE CC-3.1  
CIRCUIT COURTS**

**SMALL JURISDICTIONS: CATEGORIES OF TERMINATIONS**

**Original and Reopened Cases  
Fiscal Year 2015**

	<b>Caroline</b>	<b>Dorchester</b>	<b>Garrett</b>	<b>Kent</b>
<b>Total Civil-General</b>	<b>461</b>	<b>623</b>	<b>200</b>	<b>306</b>
Motor Tort	7	12	13	6
Other Tort	6	7	2	12
Contract	18	23	13	16
Condemnation	1	1	1	1
Cont'd Confessed Judgment	13	22	6	13
Other Law	10	30	10	13
<i>Appeals</i>				
District Court - On Record	1	0	0	0
District Court - De Novo	8	0	1	2
Administrative Agency	15	14	3	11
Other General	382	514	150	232
Unreported Category	0	0	1	0

	<b>Caroline</b>	<b>Dorchester</b>	<b>Garrett</b>	<b>Kent</b>
<b>Total Civil-Family</b>	<b>1,182</b>	<b>894</b>	<b>521</b>	<b>545</b>
Divorce/Nullity	283	210	172	156
Other Domestic Relations	612	448	235	270
Adoption/Guardianship	5	17	4	3
Paternity	222	180	102	101
Domestic Violence	60	39	8	15

	<b>Caroline</b>	<b>Dorchester</b>	<b>Garrett</b>	<b>Kent</b>
<b>Total Juvenile</b>	<b>167</b>	<b>152</b>	<b>83</b>	<b>39</b>
Delinquency	143	130	51	37
Adult	0	0	1	0
Child in Need of Supervision	0	0	0	0
Child in Need of Assistance	6	11	29	2
Guardianship	9	4	1	0
Adoption	6	4	1	0
Peace Orders	3	3	0	0
Unreported Category	0	0	0	0

	<b>Caroline</b>	<b>Dorchester</b>	<b>Garrett</b>	<b>Kent</b>
<b>Total Criminal</b>	<b>884</b>	<b>796</b>	<b>231</b>	<b>362</b>
Indictment/Information	305	548	120	131
<i>Appeals</i>				
District Court - Motor	19	14	2	10
District Court - Other	25	23	5	9
Jury Trial Prayed - Motor	102	52	48	103
Jury Trial Prayed - Other	433	152	56	108
Non Support	0	6	0	0
Post Conviction	0	0	0	1
Unreported Category	0	1	0	0

	<b>Caroline</b>	<b>Dorchester</b>	<b>Garrett</b>	<b>Kent</b>
<b>TOTAL TERMINATIONS</b>	<b>2,694</b>	<b>2,465</b>	<b>1,035</b>	<b>1,252</b>



**TABLE CC-3.1  
CIRCUIT COURTS**

**SMALL JURISDICTIONS: CATEGORIES OF TERMINATIONS**

Continued

	Queen Anne's	Somerset	Talbot
<b>Total Civil-General</b>	<b>680</b>	<b>427</b>	<b>590</b>
Motor Tort	28	11	18
Other Tort	16	6	15
Contract	38	6	34
Condemnation	8	0	0
Cont'd Confessed Judgment	28	11	19
Other Law	28	29	12
<i>Appeals</i>			
District Court - On Record	4	0	0
District Court - De Novo	4	9	6
Administrative Agency	22	87	31
Other General	504	268	453
Unreported Category	0	0	2

	Queen Anne's	Somerset	Talbot
<b>Total Civil-Family</b>	<b>721</b>	<b>724</b>	<b>766</b>
Divorce/Nullity	333	165	251
Other Domestic Relations	285	363	350
Adoption/Guardianship	6	7	19
Paternity	83	168	117
Domestic Violence	14	21	29

	Queen Anne's	Somerset	Talbot
<b>Total Juvenile</b>	<b>71</b>	<b>103</b>	<b>172</b>
Delinquency	67	88	145
Adult	0	2	0
Child in Need of Supervision	1	0	0
Child in Need of Assistance	1	5	18
Guardianship	1	8	6
Adoption	1	0	3
Peace Orders	0	0	0
Unreported Category	0	0	0

	Queen Anne's	Somerset	Talbot
<b>Total Criminal</b>	<b>1,086</b>	<b>380</b>	<b>700</b>
Indictment/Information	322	274	454
<i>Appeals</i>			
District Court - Motor	33	1	23
District Court - Other	44	11	12
Jury Trial Prayed - Motor	297	32	61
Jury Trial Prayed - Other	388	61	149
Non Support	0	0	0
Post Conviction	2	0	1
Unreported Category	0	1	0

	Queen Anne's	Somerset	Talbot
<b>TOTAL TERMINATIONS</b>	<b>2,558</b>	<b>1,634</b>	<b>2,228</b>

TABLE CC-3.2  
CIRCUIT COURTS

MEDIUM JURISDICTIONS: CATEGORIES OF TERMINATIONS

Original and Reopened Cases  
Fiscal Year 2015

	Allegany	Calvert	Cecil
<b>Total Civil-General</b>	<b>1,004</b>	<b>1,140</b>	<b>1,328</b>
Motor Tort	19	68	111
Other Tort	31	6	49
Contract	11	58	55
Condemnation	1	8	6
Cont'd Confessed Judgment	4	22	44
Other Law	36	38	66
<i>Appeals</i>			
District Court - On Record	2	1	4
District Court - De Novo	3	17	5
Administrative Agency	305	57	44
Other General	592	865	942
Unreported Category	0	0	2

	Allegany	Calvert	Cecil
<b>Total Civil-Family</b>	<b>1,874</b>	<b>2,051</b>	<b>2,131</b>
Divorce/Nullity	460	677	644
Other Domestic Relations	1,075	689	1,157
Adoption/Guardianship	17	13	21
Paternity	293	598	235
Domestic Violence	29	74	74

	Allegany	Calvert	Cecil
<b>Total Juvenile</b>	<b>304</b>	<b>313</b>	<b>382</b>
Delinquency	222	247	287
Adult	0	0	0
Child in Need of Supervision	10	0	0
Child in Need of Assistance	56	39	62
Guardianship	7	8	16
Adoption	9	5	16
Peace Orders	0	14	1
Unreported Category	0	0	0

	Allegany	Calvert	Cecil
<b>Total Criminal</b>	<b>1,200</b>	<b>1,189</b>	<b>3,827</b>
Indictment/Information	443	757	947
<i>Appeals from District Court</i>			
District Court - Motor	3	9	29
District Court - Other	18	13	50
Jury Trial Prayed - Motor	182	168	976
Jury Trial Prayed - Other	553	241	1,613
Non Support	0	0	212
Post Conviction	1	0	0
Unreported Category	0	1	0

	Allegany	Calvert	Cecil
<b>TOTAL TERMINATIONS</b>	<b>4,382</b>	<b>4,693</b>	<b>7,668</b>

TABLE CC-3.2  
CIRCUIT COURTS

MEDIUM JURISDICTIONS: CATEGORIES OF TERMINATIONS

Continued

	St. Mary's	Wicomico	Worcester
<b>Total Civil-General</b>	<b>994</b>	<b>1,134</b>	<b>1,264</b>
Motor Tort	57	60	36
Other Tort	14	37	29
Contract	50	53	52
Condemnation	1	1	1
Cont'd Confessed Judgment	12	18	31
Other Law	91	23	43
<i>Appeals</i>			
District Court - On Record	3	2	1
District Court - De Novo	13	4	10
Administrative Agency	38	49	30
Other General	715	886	1,031
Unreported Category	0	1	0

	St. Mary's	Wicomico	Worcester
<b>Total Civil-Family</b>	<b>2,387</b>	<b>2,002</b>	<b>969</b>
Divorce/Nullity	699	593	312
Other Domestic Relations	1,062	956	452
Adoption/Guardianship	17	20	12
Paternity	482	354	178
Domestic Violence	127	79	15

	St. Mary's	Wicomico	Worcester
<b>Total Juvenile</b>	<b>345</b>	<b>1,391</b>	<b>287</b>
Delinquency	283	1,358	253
Adult	3	8	1
Child in Need of Supervision	0	0	0
Child in Need of Assistance	43	16	24
Guardianship	7	6	5
Adoption	9	3	3
Peace Orders	0	0	1
Unreported Category	0	0	0

	St. Mary's	Wicomico	Worcester
<b>Total Criminal</b>	<b>798</b>	<b>1,763</b>	<b>1,111</b>
Indictment/Information	586	1,198	783
<i>Appeals from District Court</i>			
District Court - Motor	3	19	20
District Court - Other	22	72	45
Jury Trial Prayed - Motor	42	104	109
Jury Trial Prayed - Other	143	367	153
Non Support	0	1	1
Post Conviction	1	1	0
Unreported Category	1	1	0

	St. Mary's	Wicomico	Worcester
<b>TOTAL TERMINATIONS</b>	<b>4,524</b>	<b>6,290</b>	<b>3,631</b>

**TABLE CC-3.3  
CIRCUIT COURTS**

**MEDIUM-LARGE JURISDICTIONS: CATEGORIES OF TERMINATIONS**

**Original and Reopened Cases  
Fiscal Year 2015**

	<b>Carroll</b>	<b>Charles</b>	<b>Frederick</b>
<b>Total Civil-General</b>	<b>1,319</b>	<b>2,250</b>	<b>1,975</b>
Motor Tort	79	115	89
Other Tort	35	52	70
Contract	70	102	114
Condemnation	1	5	8
Cont'd Confessed Judgment	22	28	22
Other Law	68	126	90
<i>Appeals</i>			
District Court - On Record	5	7	4
District Court - De Novo	4	16	22
Administrative Agency	84	60	133
Other General	947	1,739	1,423
Unreported Category	4	0	0

	<b>Carroll</b>	<b>Charles</b>	<b>Frederick</b>
<b>Total Civil-Family</b>	<b>2,491</b>	<b>3,434</b>	<b>3,493</b>
Divorce/Nullity	1,065	1,180	1,352
Other Domestic Relations	987	1,345	1,609
Adoption/Guardianship	37	24	27
Paternity	165	656	382
Domestic Violence	237	229	123

	<b>Carroll</b>	<b>Charles</b>	<b>Frederick</b>
<b>Total Juvenile</b>	<b>656</b>	<b>1,129</b>	<b>736</b>
Delinquency	603	1,029	610
Adult	2	10	0
Child in Need of Supervision	4	0	0
Child in Need of Assistance	22	62	77
Guardianship	2	17	19
Adoption	6	11	14
Peace Orders	17	0	16
Unreported Category	0	0	0

	<b>Carroll</b>	<b>Charles</b>	<b>Frederick</b>
<b>Total Criminal</b>	<b>2,896</b>	<b>2,706</b>	<b>2,731</b>
Indictment/Information	960	1,655	884
<i>Appeals</i>			
District Court - Motor	33	38	62
District Court - Other	94	48	73
Jury Trial Prayed - Motor	678	466	699
Jury Trial Prayed - Other	1,130	494	1,013
Non Support	1	0	0
Post Conviction	0	3	0
Unreported Category	0	2	0

	<b>Carroll</b>	<b>Charles</b>	<b>Frederick</b>
<b>TOTAL TERMINATIONS</b>	<b>7,362</b>	<b>9,519</b>	<b>8,935</b>

**TABLE CC-3.3  
CIRCUIT COURTS**

**MEDIUM-LARGE JURISDICTIONS: CATEGORIES OF TERMINATIONS**

Continued

	<b>Harford</b>	<b>Howard</b>	<b>Washington</b>
<b>Total Civil-General</b>	<b>2,313</b>	<b>3,233</b>	<b>1,490</b>
Motor Tort	133	166	79
Other Tort	42	130	53
Contract	109	250	72
Condemnation	24	9	0
Cont'd Confessed Judgment	64	86	22
Other Law	135	117	67
<i>Appeals</i>			
District Court - On Record	6	10	0
District Court - De Novo	13	34	9
Administrative Agency	97	134	120
Other General	1,690	2,297	1,063
Unreported Category	0	0	5

	<b>Harford</b>	<b>Howard</b>	<b>Washington</b>
<b>Total Civil-Family</b>	<b>5,039</b>	<b>2,702</b>	<b>4,783</b>
Divorce/Nullity	1,735	1,427	986
Other Domestic Relations	1,936	841	2,866
Adoption/Guardianship	40	23	7
Paternity	1,177	268	897
Domestic Violence	151	143	27

	<b>Harford</b>	<b>Howard</b>	<b>Washington</b>
<b>Total Juvenile</b>	<b>829</b>	<b>947</b>	<b>968</b>
Delinquency	639	898	810
Adult	0	0	1
Child in Need of Supervision	0	0	0
Child in Need of Assistance	129	30	105
Guardianship	23	4	24
Adoption	16	3	22
Peace Orders	22	12	6
Unreported Category	0	0	0

	<b>Harford</b>	<b>Howard</b>	<b>Washington</b>
<b>Total Criminal</b>	<b>3,871</b>	<b>2,134</b>	<b>2,359</b>
Indictment/Information	1,194	1,047	1,118
<i>Appeals</i>			
District Court - Motor	162	70	26
District Court - Other	336	84	96
Jury Trial Prayed - Motor	765	445	403
Jury Trial Prayed - Other	1,411	487	683
Non Support	0	0	33
Post Conviction	1	0	0
Unreported Category	2	1	0

0

	<b>Harford</b>	<b>Howard</b>	<b>Washington</b>
<b>TOTAL TERMINATIONS</b>	<b>12,052</b>	<b>9,016</b>	<b>9,600</b>

**TABLE CC-3.4  
CIRCUIT COURTS**

**LARGE JURISDICTIONS: CATEGORIES OF TERMINATIONS**

Original and Reopened Cases  
Fiscal Year 2015

	<b>Anne Arundel</b>	<b>Baltimore</b>	<b>Baltimore City</b>	<b>Montgomery</b>	<b>Prince George's</b>
<b>Total Civil-General</b>	<b>5,178</b>	<b>10,783</b>	<b>14,545</b>	<b>12,109</b>	<b>11,428</b>
Motor Tort	376	801	1,111	542	1,233
Other Tort	26	575	1,628	550	727
Contract	420	870	377	1,348	584
Condemnation	2	35	89	5	5
Cont'd Confessed Judgment	114	240	81	251	73
Other Law	118	252	965	5,102	1,024
<i>Appeals</i>					
District Court - On Record	10	53	23	83	54
District Court - De Novo	16	140	24	170	225
Administrative Agency	341	471	777	448	0
Other General	3,755	7,331	9,443	3,610	7,402
Unreported Category	0	15	27	0	101

	<b>Anne Arundel</b>	<b>Baltimore</b>	<b>Baltimore City</b>	<b>Montgomery</b>	<b>Prince George's</b>
<b>Total Civil-Family</b>	<b>6,160</b>	<b>11,815</b>	<b>9,681</b>	<b>14,670</b>	<b>15,036</b>
Divorce/Nullity	3,044	4,509	2,453	5,091	5,027
Other Domestic Relations	2,234	5,027	4,259	5,456	6,713
Adoption/Guardianship	188	163	41	2,352	890
Paternity	393	1,565	2,583	1,084	1,577
Domestic Violence	301	551	345	687	829

	<b>Anne Arundel</b>	<b>Baltimore</b>	<b>Baltimore City</b>	<b>Montgomery</b>	<b>Prince George's</b>
<b>Total Juvenile</b>	<b>1,347</b>	<b>3,657</b>	<b>4,718</b>	<b>2,292</b>	<b>1,818</b>
Delinquency	1,269	3,270	3,239	1,928	1,540
Adult	0	1	0	0	0
Child in Need of Supervision	0	0	101	0	0
Child in Need of Assistance	45	291	812	201	222
Guardianship	15	39	132	26	19
Adoption	9	27	96	29	7
Peace Orders	9	29	336	74	24
Unreported Category	0	0	2	34	6

	<b>Anne Arundel</b>	<b>Baltimore</b>	<b>Baltimore City</b>	<b>Montgomery</b>	<b>Prince George's</b>
<b>Total Criminal</b>	<b>6,342</b>	<b>12,049</b>	<b>18,311</b>	<b>6,473</b>	<b>8,753</b>
Indictment/Information	4,126	6,223	8,476	4,891	3,241
<i>Appeals from District Court</i>					
District Court - Motor	167	362	347	491	90
District Court - Other	347	541	584	835	254
Jury Trial Prayed - Motor	391	1,682	1,101	93	2,989
Jury Trial Prayed - Other	1,306	3,225	7,760	163	2,059
Non Support	2	15	0	0	0
Post Conviction	2	0	31	0	120
Unreported Category	1	1	12	0	0

	<b>Anne Arundel</b>	<b>Baltimore</b>	<b>Baltimore City</b>	<b>Montgomery</b>	<b>Prince George's</b>
<b>TOTAL TERMINATIONS</b>	<b>19,027</b>	<b>38,304</b>	<b>47,255</b>	<b>35,544</b>	<b>37,035</b>

**TABLE CC-4  
CIRCUIT COURTS**

**CIVIL-GENERAL FILINGS AND TERMINATIONS**

**Original and Reopened Cases  
Fiscal Years 2013 through 2015**

	FY 2013		FY 2014		FY 2015	
	Filings	Terminations	Filings	Terminations	Filings	Terminations
<b>First Circuit</b>	<b>3,373</b>	<b>2,887</b>	<b>3,551</b>	<b>3,447</b>	<b>3,207</b>	<b>3,448</b>
Dorchester	584	530	684	633	589	623
Somerset	432	379	419	443	417	427
Wicomico	1,085	860	1,191	1,096	975	1,134
Worcester	1,272	1,118	1,257	1,275	1,226	1,264
	FY 2013		FY 2014		FY 2015	
	Filings	Terminations	Filings	Terminations	Filings	Terminations
<b>Second Circuit</b>	<b>3,214</b>	<b>2,625</b>	<b>3,317</b>	<b>2,893</b>	<b>3,052</b>	<b>3,365</b>
Caroline	411	319	439	406	379	461
Cecil	1,355	1,128	1,387	1,143	1,255	1,328
Kent	286	232	273	254	251	306
Queen Anne's	693	578	732	679	597	680
Talbot	469	368	486	411	570	590
	FY 2013		FY 2014		FY 2015	
	Filings	Terminations	Filings	Terminations	Filings	Terminations
<b>Third Circuit</b>	<b>11,054</b>	<b>9,267</b>	<b>12,428</b>	<b>13,259</b>	<b>11,922</b>	<b>13,096</b>
Baltimore	8,944	7,770	9,964	11,123	9,655	10,783
Harford	2,110	1,497	2,464	2,136	2,267	2,313
	FY 2013		FY 2014		FY 2015	
	Filings	Terminations	Filings	Terminations	Filings	Terminations
<b>Fourth Circuit</b>	<b>2,633</b>	<b>2,307</b>	<b>2,742</b>	<b>2,487</b>	<b>2,647</b>	<b>2,694</b>
Allegany	965	964	959	933	1,022	1,004
Garrett	289	220	227	223	200	200
Washington	1,379	1,123	1,556	1,331	1,425	1,490

**CIVIL-GENERAL FILINGS AND TERMINATIONS, Continued**

	FY 2013		FY 2014		FY 2015	
	Filings	Terminations	Filings	Terminations	Filings	Terminations
<b>Fifth Circuit</b>	<b>9,866</b>	<b>8,666</b>	<b>10,780</b>	<b>9,800</b>	<b>9,948</b>	<b>9,730</b>
Anne Arundel	5,929	5,243	6,420	5,834	5,510	5,178
Carroll	1,312	1,046	1,414	1,258	1,286	1,319
Howard	2,625	2,377	2,946	2,708	3,152	3,233
	FY 2013		FY 2014		FY 2015	
	Filings	Terminations	Filings	Terminations	Filings	Terminations
<b>Sixth Circuit</b>	<b>14,151</b>	<b>12,678</b>	<b>14,590</b>	<b>14,645</b>	<b>13,878</b>	<b>14,084</b>
Frederick	1,871	1,642	2,075	1,880	1,972	1,975
Montgomery	12,280	11,036	12,515	12,765	11,906	12,109
	FY 2013		FY 2014		FY 2015	
	Filings	Terminations	Filings	Terminations	Filings	Terminations
<b>Seventh Circuit</b>	<b>14,395</b>	<b>12,380</b>	<b>15,930</b>	<b>14,486</b>	<b>14,953</b>	<b>15,812</b>
Calvert	984	765	1,088	976	983	1,140
Charles	1,899	1,361	2,140	1,968	2,261	2,250
Prince George's	10,616	9,556	11,687	10,659	10,789	11,428
St. Mary's	896	698	1,015	883	920	994
	FY 2013		FY 2014		FY 2015	
	Filings	Terminations	Filings	Terminations	Filings	Terminations
<b>Eighth Circuit</b>	<b>15,721</b>	<b>12,791</b>	<b>15,555</b>	<b>13,352</b>	<b>14,620</b>	<b>14,545</b>
Baltimore City	15,721	12,791	15,555	13,352	14,620	14,545
	FY 2013		FY 2014		FY 2015	
	Filings	Terminations	Filings	Terminations	Filings	Terminations
<b>STATE TOTALS</b>	<b>74,407</b>	<b>63,601</b>	<b>78,893</b>	<b>74,369</b>	<b>74,227</b>	<b>76,774</b>



**TABLE CC-5  
CIRCUIT COURTS**

**CIVIL-FAMILY FILINGS AND TERMINATIONS**

**Original and Reopened Cases  
Fiscal Years 2013 through 2015**

	FY 2013		FY 2014		FY 2015	
	Filings	Terminations	Filings	Terminations	Filings	Terminations
<b>First Circuit</b>	<b>6,181</b>	<b>5,906</b>	<b>5,126</b>	<b>5,323</b>	<b>4,891</b>	<b>4,589</b>
Dorchester	1,313	1,238	1,070	1,091	1,046	894
Somerset	1,093	994	681	786	754	724
Wicomico	2,483	2,455	2,217	2,291	1,979	2,002
Worcester	1,292	1,219	1,158	1,155	1,112	969
	FY 2013		FY 2014		FY 2015	
	Filings	Terminations	Filings	Terminations	Filings	Terminations
<b>Second Circuit</b>	<b>5,842</b>	<b>5,919</b>	<b>5,492</b>	<b>5,239</b>	<b>5,114</b>	<b>5,345</b>
Caroline	1,021	1,068	979	960	1,057	1,182
Cecil	2,623	2,626	2,409	2,242	2,183	2,131
Kent	503	466	492	464	475	545
Queen Anne's	815	861	771	741	662	721
Talbot	880	898	841	832	737	766
	FY 2013		FY 2014		FY 2015	
	Filings	Terminations	Filings	Terminations	Filings	Terminations
<b>Third Circuit</b>	<b>14,454</b>	<b>13,250</b>	<b>13,918</b>	<b>13,800</b>	<b>14,315</b>	<b>16,854</b>
Baltimore	9,335	8,657	9,036	9,620	9,596	11,815
Harford	5,119	4,593	4,882	4,180	4,719	5,039
	FY 2013		FY 2014		FY 2015	
	Filings	Terminations	Filings	Terminations	Filings	Terminations
<b>Fourth Circuit</b>	<b>7,500</b>	<b>7,313</b>	<b>7,223</b>	<b>6,853</b>	<b>7,183</b>	<b>7,178</b>
Allegany	2,019	2,005	1,972	1,950	1,904	1,874
Garrett	530	543	522	496	478	521
Washington	4,951	4,765	4,729	4,407	4,801	4,783
	FY 2013		FY 2014		FY 2015	
	Filings	Terminations	Filings	Terminations	Filings	Terminations
<b>Fifth Circuit</b>	<b>12,699</b>	<b>12,870</b>	<b>12,837</b>	<b>12,419</b>	<b>12,267</b>	<b>11,353</b>
Anne Arundel	7,554	7,562	7,703	7,351	7,195	6,160
Carroll	2,332	2,404	2,348	2,237	2,298	2,491
Howard	2,813	2,904	2,786	2,831	2,774	2,702
	FY 2013		FY 2014		FY 2015	
	Filings	Terminations	Filings	Terminations	Filings	Terminations
<b>Sixth Circuit</b>	<b>18,743</b>	<b>18,318</b>	<b>18,402</b>	<b>18,271</b>	<b>18,155</b>	<b>18,163</b>
Frederick	4,147	3,890	3,795	3,794	3,570	3,493
Montgomery	14,596	14,428	14,607	14,477	14,585	14,670
	FY 2013		FY 2014		FY 2015	
	Filings	Terminations	Filings	Terminations	Filings	Terminations
<b>Seventh Circuit</b>	<b>22,385</b>	<b>23,514</b>	<b>22,201</b>	<b>22,900</b>	<b>22,077</b>	<b>22,908</b>
Calvert	2,538	2,330	2,302	2,222	2,140	2,051
Charles	4,087	3,778	3,611	3,495	3,321	3,434
Prince George's	12,883	14,629	13,670	14,721	14,365	15,036
St. Mary's	2,877	2,777	2,618	2,462	2,251	2,387
	FY 2013		FY 2014		FY 2015	
	Filings	Terminations	Filings	Terminations	Filings	Terminations
<b>Eighth Circuit</b>	<b>10,419</b>	<b>9,012</b>	<b>9,351</b>	<b>8,960</b>	<b>8,469</b>	<b>9,681</b>
Baltimore City	10,419	9,012	9,351	8,960	8,469	9,681
	FY 2013		FY 2014		FY 2015	
	Filings	Terminations	Filings	Terminations	Filings	Terminations
<b>STATE TOTALS</b>	<b>98,223</b>	<b>96,102</b>	<b>94,550</b>	<b>93,765</b>	<b>92,471</b>	<b>96,071</b>

**TABLE CC-6  
CIRCUIT COURTS**

**Domestic Violence Protective Order Dispositions  
Fiscal Year 2015**

	<b>Temporary Protective Orders Disposed<sup>1</sup></b>			<b>Final Protective Orders Disposed<sup>1</sup></b>		
	<b>Orders</b>			<b>Orders</b>		
	<b>Orders Granted</b>	<b>Denied/Dismissed<sup>2</sup></b>	<b>Orders Rescinded</b>	<b>Orders Granted</b>	<b>Denied/Dismissed<sup>2</sup></b>	<b>Orders Rescinded</b>
<b>First Circuit</b>	<b>71</b>	<b>40</b>	<b>3</b>	<b>37</b>	<b>64</b>	<b>10</b>
Dorchester	25	5	0	11	14	6
Somerset	17	2	1	6	8	2
Wicomico	25	30	0	19	36	1
Worcester	4	3	2	1	6	1

	<b>Temporary Protective Orders Disposed<sup>1</sup></b>			<b>Final Protective Orders Disposed<sup>1</sup></b>		
	<b>Orders</b>			<b>Orders</b>		
	<b>Orders Granted</b>	<b>Denied/Dismissed<sup>2</sup></b>	<b>Orders Rescinded</b>	<b>Orders Granted</b>	<b>Denied/Dismissed<sup>2</sup></b>	<b>Orders Rescinded</b>
<b>Second Circuit</b>	<b>77</b>	<b>32</b>	<b>2</b>	<b>66</b>	<b>76</b>	<b>8</b>
Caroline	19	13	1	15	21	3
Cecil	41	9	0	30	32	4
Kent	6	6	0	6	6	0
Queen Anne's	2	2	0	3	10	0
Talbot	9	2	1	12	7	1

	<b>Temporary Protective Orders Disposed<sup>1</sup></b>			<b>Final Protective Orders Disposed<sup>1</sup></b>		
	<b>Orders</b>			<b>Orders</b>		
	<b>Orders Granted</b>	<b>Denied/Dismissed<sup>2</sup></b>	<b>Orders Rescinded</b>	<b>Orders Granted</b>	<b>Denied/Dismissed<sup>2</sup></b>	<b>Orders Rescinded</b>
<b>Third Circuit</b>	<b>269</b>	<b>189</b>	<b>2</b>	<b>148</b>	<b>287</b>	<b>9</b>
Baltimore	191	158	0	106	183	3
Harford	78	31	2	42	104	6

	<b>Temporary Protective Orders Disposed<sup>1</sup></b>			<b>Final Protective Orders Disposed<sup>1</sup></b>		
	<b>Orders</b>			<b>Orders</b>		
	<b>Orders Granted</b>	<b>Denied/Dismissed<sup>2</sup></b>	<b>Orders Rescinded</b>	<b>Orders Granted</b>	<b>Denied/Dismissed<sup>2</sup></b>	<b>Orders Rescinded</b>
<b>Fourth Circuit</b>	<b>17</b>	<b>9</b>	<b>1</b>	<b>35</b>	<b>44</b>	<b>2</b>
Allegany	13	8	1	5	7	0
Garrett	0	0	0	1	0	0
Washington	4	1	0	29	37	2

**Domestic Violence Protective Order Dispositions, Continued**  
**Fiscal Year 2015**

	<b>Temporary Protective Orders Disposed<sup>1</sup></b>			<b>Final Protective Orders Disposed<sup>1</sup></b>		
	<b>Orders</b>			<b>Orders</b>		
	<b>Orders Granted</b>	<b>Denied/Dismissed<sup>2</sup></b>	<b>Orders Rescinded</b>	<b>Orders Granted</b>	<b>Denied/Dismissed<sup>2</sup></b>	<b>Orders Rescinded</b>
<b>Fifth Circuit</b>	3	3	3	3	3	3
Anne Arundel	3	3	3	3	3	3
Carroll	134	20	0	78	94	7
Howard	61	21	2	35	48	4

	<b>Temporary Protective Orders Disposed<sup>1</sup></b>			<b>Final Protective Orders Disposed<sup>1</sup></b>		
	<b>Orders</b>			<b>Orders</b>		
	<b>Orders Granted</b>	<b>Denied/Dismissed<sup>2</sup></b>	<b>Orders Rescinded</b>	<b>Orders Granted</b>	<b>Denied/Dismissed<sup>2</sup></b>	<b>Orders Rescinded</b>
<b>Sixth Circuit</b>	299	54	0	264	214	3
Frederick	92	24	0	60	75	3
Montgomery	207	30	0	204	139	0

	<b>Temporary Protective Orders Disposed<sup>1</sup></b>			<b>Final Protective Orders Disposed<sup>1</sup></b>		
	<b>Orders</b>			<b>Orders</b>		
	<b>Orders Granted</b>	<b>Denied/Dismissed<sup>2</sup></b>	<b>Orders Rescinded</b>	<b>Orders Granted</b>	<b>Denied/Dismissed<sup>2</sup></b>	<b>Orders Rescinded</b>
<b>Seventh Circuit</b>	485	240	9	379	574	17
Calvert	36	22	3	21	46	1
Charles	139	11	1	129	96	5
Prince George's	227	174	5	191	367	11
St. Mary's	83	33	0	38	65	0

	<b>Temporary Protective Orders Disposed<sup>1</sup></b>			<b>Final Protective Orders Disposed<sup>1</sup></b>		
	<b>Orders</b>			<b>Orders</b>		
	<b>Orders Granted</b>	<b>Denied/Dismissed<sup>2</sup></b>	<b>Orders Rescinded</b>	<b>Orders Granted</b>	<b>Denied/Dismissed<sup>2</sup></b>	<b>Orders Rescinded</b>
<b>Eighth Circuit</b>	130	14	0	124	117	3
Baltimore City	130	14	0	124	117	3

	<b>Temporary Protective Orders Disposed<sup>1</sup></b>			<b>Final Protective Orders Disposed<sup>1</sup></b>		
	<b>Orders</b>			<b>Orders</b>		
	<b>Orders Granted</b>	<b>Denied/Dismissed<sup>2</sup></b>	<b>Orders Rescinded</b>	<b>Orders Granted</b>	<b>Denied/Dismissed<sup>2</sup></b>	<b>Orders Rescinded</b>
<b>STATE TOTALS<sup>4</sup></b>	<b>1,543</b>	<b>619</b>	<b>19</b>	<b>1,166</b>	<b>1,518</b>	<b>63</b>

<sup>1</sup>Temporary and Final Protective Orders Dispositions represent the **first dispositive action** (i.e., granted, denied, dismissed, etc.) on petitions at each stage (Temporary and Final). Totals do not include dispositions on modified, reissued, or extended orders. A single case may have more than one dispositive event occur at the Temporary and/or Final protective order stages, but only the first dispositive event at each stage is recorded in this table.

<sup>2</sup>Temporary and Final Protective Orders Denied/Dismissed may also include orders withdrawn.

<sup>3</sup>Due to the transition to Maryland Electronic Courts (MDEC) during FY 2015, data for the Circuit Court for Anne Arundel County are not included in this table for purposes of comparability across jurisdictions reporting data from multiple source systems.

<sup>4</sup>Statewide totals reflect only those jurisdictions for which data were reported.

**TABLE CC-7  
CIRCUIT COURTS**

**CRIMINAL FILINGS AND TERMINATIONS**

**Original and Reopened Cases  
Fiscal Years 2013 through 2015**

	FY 2013		FY 2014		FY 2015	
	Filings	Terminations	Filings	Terminations	Filings	Terminations
<b>First Circuit</b>	<b>3,952</b>	<b>4,154</b>	<b>3,869</b>	<b>3,971</b>	<b>3,758</b>	<b>4,050</b>
Dorchester	779	844	748	871	725	796
Somerset	426	423	425	440	355	380
Wicomico	1,662	1,781	1,638	1,601	1,597	1,763
Worcester	1,085	1,106	1,058	1,059	1,081	1,111

	FY 2013		FY 2014		FY 2015	
	Filings	Terminations	Filings	Terminations	Filings	Terminations
<b>Second Circuit</b>	<b>5,855</b>	<b>6,018</b>	<b>6,062</b>	<b>6,188</b>	<b>6,138</b>	<b>6,859</b>
Caroline	717	732	830	843	798	884
Cecil	3,335	3,506	3,375	3,504	3,245	3,827
Kent	350	359	384	435	328	362
Queen Anne's	781	786	796	729	1,087	1,086
Talbot	672	635	677	677	680	700

	FY 2013		FY 2014		FY 2015	
	Filings	Terminations	Filings	Terminations	Filings	Terminations
<b>Third Circuit</b>	<b>14,662</b>	<b>14,188</b>	<b>14,049</b>	<b>14,782</b>	<b>14,375</b>	<b>15,920</b>
Baltimore	10,838	10,458	10,314	10,966	10,775	12,049
Harford	3,824	3,730	3,735	3,816	3,600	3,871

	FY 2013		FY 2014		FY 2015	
	Filings	Terminations	Filings	Terminations	Filings	Terminations
<b>Fourth Circuit</b>	<b>3,670</b>	<b>3,605</b>	<b>3,614</b>	<b>3,855</b>	<b>3,612</b>	<b>3,790</b>
Allegany	1,029	980	1,093	1,193	1,267	1,200
Garrett	274	250	276	296	175	231
Washington	2,367	2,375	2,245	2,366	2,170	2,359

**CRIMINAL FILINGS AND TERMINATIONS, Continued**

	FY 2013		FY 2014		FY 2015	
	Filings	Terminations	Filings	Terminations	Filings	Terminations
<b>Fifth Circuit</b>	<b>11,365</b>	<b>11,982</b>	<b>11,372</b>	<b>11,311</b>	<b>11,146</b>	<b>11,372</b>
Anne Arundel	6,692	7,203	6,757	6,421	6,524	6,342
Carroll	2,792	2,919	2,730	3,004	2,683	2,896
Howard	1,881	1,860	1,885	1,886	1,939	2,134

	FY 2013		FY 2014		FY 2015	
	Filings	Terminations	Filings	Terminations	Filings	Terminations
<b>Sixth Circuit</b>	<b>9,094</b>	<b>9,369</b>	<b>8,721</b>	<b>8,815</b>	<b>8,973</b>	<b>9,204</b>
Frederick	2,714	2,925	2,561	2,639	2,573	2,731
Montgomery	6,380	6,444	6,160	6,176	6,400	6,473

	FY 2013		FY 2014		FY 2015	
	Filings	Terminations	Filings	Terminations	Filings	Terminations
<b>Seventh Circuit</b>	<b>15,694</b>	<b>15,966</b>	<b>14,562</b>	<b>14,790</b>	<b>12,685</b>	<b>13,446</b>
Calvert	976	1,048	1,110	1,104	1,020	1,189
Charles	2,625	2,741	2,717	2,517	2,472	2,706
Prince George's	11,286	11,281	9,959	10,422	8,440	8,753
St. Mary's	807	896	776	747	753	798

	FY 2013		FY 2014		FY 2015	
	Filings	Terminations	Filings	Terminations	Filings	Terminations
<b>Eighth Circuit</b>	<b>19,429</b>	<b>18,822</b>	<b>19,758</b>	<b>18,989</b>	<b>16,903</b>	<b>18,311</b>
Baltimore City	19,429	18,822	19,758	18,989	16,903	18,311

	FY 2013		FY 2014		FY 2015	
	Filings	Terminations	Filings	Terminations	Filings	Terminations
<b>STATE TOTALS</b>	<b>83,721</b>	<b>84,104</b>	<b>82,007</b>	<b>82,701</b>	<b>77,590</b>	<b>82,952</b>

**TABLE CC-8  
CIRCUIT COURTS**

**JUVENILE FILINGS AND TERMINATIONS**

**Original and Reopened Cases  
Fiscal Years 2013 through 2015**

	FY 2013		FY 2014		FY 2015	
	Filings	Terminations	Filings	Terminations	Filings	Terminations
<b>First Circuit</b>	<b>2,241</b>	<b>2,365</b>	<b>1,738</b>	<b>1,737</b>	<b>2,014</b>	<b>1,933</b>
Dorchester	211	218	134	138	193	152
Somerset	143	146	106	102	130	103
Wicomico	1,551	1,634	1,169	1,190	1,395	1,391
Worcester	336	367	329	307	296	287

	FY 2013		FY 2014		FY 2015	
	Filings	Terminations	Filings	Terminations	Filings	Terminations
<b>Second Circuit</b>	<b>1,043</b>	<b>1,019</b>	<b>897</b>	<b>928</b>	<b>811</b>	<b>831</b>
Caroline	140	137	211	243	162	167
Cecil	425	411	366	349	387	382
Kent	94	101	64	64	51	39
Queen Anne's	129	126	81	96	62	71
Talbot	255	244	175	176	149	172

	FY 2013		FY 2014		FY 2015	
	Filings	Terminations	Filings	Terminations	Filings	Terminations
<b>Third Circuit</b>	<b>4,793</b>	<b>4,669</b>	<b>4,504</b>	<b>4,761</b>	<b>4,427</b>	<b>4,486</b>
Baltimore	3,858	3,834	3,654	3,916	3,592	3,657
Harford	935	835	850	845	835	829

	FY 2013		FY 2014		FY 2015	
	Filings	Terminations	Filings	Terminations	Filings	Terminations
<b>Fourth Circuit</b>	<b>1,342</b>	<b>1,324</b>	<b>1,342</b>	<b>1,282</b>	<b>1,317</b>	<b>1,355</b>
Allegany	278	252	300	315	331	304
Garrett	141	148	88	86	86	83
Washington	923	924	954	881	900	968

**JUVENILE FILINGS AND TERMINATIONS, Continued**

	FY 2013		FY 2014		FY 2015	
	Filings	Terminations	Filings	Terminations	Filings	Terminations
<b>Fifth Circuit</b>	<b>4,812</b>	<b>4,733</b>	<b>4,383</b>	<b>4,196</b>	<b>3,158</b>	<b>2,950</b>
Anne Arundel	3,060	3,146	2,790	2,615	1,481	1,347
Carroll	700	634	593	608	671	656
Howard	1,052	953	1,000	973	1,006	947

	FY 2013		FY 2014		FY 2015	
	Filings	Terminations	Filings	Terminations	Filings	Terminations
<b>Sixth Circuit</b>	<b>4,368</b>	<b>4,494</b>	<b>3,573</b>	<b>3,682</b>	<b>3,227</b>	<b>3,028</b>
Frederick	795	747	814	799	763	736
Montgomery	3,573	3,747	2,759	2,883	2,464	2,292

	FY 2013		FY 2014		FY 2015	
	Filings	Terminations	Filings	Terminations	Filings	Terminations
<b>Seventh Circuit</b>	<b>3,950</b>	<b>4,065</b>	<b>3,484</b>	<b>3,676</b>	<b>3,154</b>	<b>3,605</b>
Calvert	437	359	342	385	327	313
Charles	965	898	1,008	1,010	1,158	1,129
Prince George's	2,118	2,349	1,691	1,909	1,269	1,818
St. Mary's	430	459	443	372	400	345

	FY 2013		FY 2014		FY 2015	
	Filings	Terminations	Filings	Terminations	Filings	Terminations
<b>Eighth Circuit</b>	<b>5,346</b>	<b>5,280</b>	<b>5,723</b>	<b>5,274</b>	<b>4,865</b>	<b>4,718</b>
Baltimore City	5,346	5,280	5,723	5,274	4,865	4,718

	FY 2013		FY 2014		FY 2015	
	Filings	Terminations	Filings	Terminations	Filings	Terminations
<b>STATE TOTALS</b>	<b>27,895</b>	<b>27,949</b>	<b>25,644</b>	<b>25,536</b>	<b>22,973</b>	<b>22,906</b>

**TABLE CC-9  
CIRCUIT COURTS**

**CIRCUIT COURTS BUSINESS-RELATED WORKLOAD**

**FISCAL YEAR 2015**

	Number of Businesses Licensed	Marriage Licenses	Marriage Certificates Processed	Marriage Ceremonies Performed (Clerks/Deputy Clerks/Judges)	Land Instruments Recorded	Judgments & Liens Recorded	Oaths Administered & Notary Commissions	Notary Certifications & Authentications	Passports	Juror Qualification Forms	Land Records Cashier Collections*	License Cashier Collections*
<b>First Circuit</b>												
Dorchester	715	312	277	72	4,399	1,377	225	7	N/A	N/A	\$3,271,673	\$82,911
Somerset	462	167	155	57	2,759	415	5	140	N/A	3,690	\$963,941	\$30,613
Wicomico	2,241	651	608	298	10,582	2,194	503	151	N/A	10,302	\$4,775,589	\$100,853
Worcester	2,568	905	895	183	15,121	228	224	120	N/A	N/A	\$13,223,902	\$218,638
<b>Second Circuit</b>												
Caroline	660	207	478	71	‡	4,237	1,016	‡	N/A	2,400	\$1,516,480	\$72,521
Cecil	1,403	1,235	1,172	591	11,854	1,550	364	350	N/A	12,153	\$3,795,574	\$268,852
Kent	546	224	199	91	3,132	284	138	9	N/A	4,880	\$3,319,345	\$59,427
Queen Anne's	1,159	572	212	95	8,434	855	228	26	101	3,200	\$10,308,382	\$155,708
Talbot	1,163	472	475	112	6,205	610	229	27	N/A	N/A	\$7,415,213	\$165,880
<b>Third Circuit</b>												
Baltimore	10,447	5,358	4,887	2,316	90,831	14,271	2,988	2,683	N/A	N/A	\$27,451,326	\$2,904,033
Harford	3,282	1,529	1,439	574	33,334	3,169	856	509	N/A	N/A	\$22,588,758	\$415,510



**CIRCUIT COURTS BUSINESS-RELATED WORKLOAD, Continued**

	Number of Businesses Licensed	Marriage Licenses	Marriage Certificates Processed	Marriage Ceremonies Performed (Clerks/Deputy Clerks/Judges)	Land Instruments Recorded	Judgments & Liens Recorded	Oaths Administered & Notary Commissions	Notary Certifications & Authentications	Passports	Juror Qualification Forms	Land Records Cashier Collections*	License Cashier Collections*
<b>Fourth Circuit</b>												
Allegany	1,579	463	446	220	6,731	638	107	152	729	2,810	\$2,696,205	\$198,892
Garrett	865	378	382	103	5,081	617	213	‡	N/A	N/A	\$6,199,519	\$108,355
Washington	2,567	1,001	937	388	17,929	2,696	763	171	960	2,772	\$13,312,554	\$362,329
<b>Fifth Circuit</b>												
Anne Arundel	8,348	4,401	9,662	1,665	80,181	30,090	1,809	14,843	2,029	N/A	\$29,594,589	\$1,531,612
Carroll	2,774	989	935	359	22,928	1,571	1,096	249	N/A	N/A	\$6,211,032	\$354,796
Howard	3,662	1,837	1,758	917	40,929	3,671	953	1,062	N/A	17,581	\$50,359,960	\$655,541
<b>Sixth Circuit</b>												
Frederick	3,354	1,965	1,883	571	35,085	5,019	987	171	N/A	15,500	\$10,194,077	\$478,869
Montgomery	10,407	6,168	3,583	5,774	116,173	14,615	414	2,575	2,237	N/A	\$58,051,865	\$1,370,365
<b>Seventh Circuit</b>												
Calvert	1,868	575	533	171	14,190	1,047	414	72	N/A	4,300	\$10,110,539	\$118,471
Charles	1,902	882	861	510	24,433	83	1,011	129	N/A	22,672	\$6,657,522	\$289,956
Prince George's	‡	‡	‡	‡	‡	‡	‡	‡	‡	‡	‡	‡
St. Mary's**	1,608	746	692	257	14,921	1,276	331	60	N/A	8,120	\$15,535,352	**
<b>Eighth Circuit</b>												
Baltimore City	7,681	1,755	1,409	1,307	66,219	15,517	978	910	N/A	250,049	\$17,164,532	\$1,888,332
<b>Statewide Totals***</b>	<b>71,261</b>	<b>32,792</b>	<b>33,878</b>	<b>16,702</b>	<b>631,451</b>	<b>106,030</b>	<b>15,852</b>	<b>24,416</b>	<b>6,056</b>	<b>360,429</b>	<b>\$324,717,930</b>	<b>\$11,832,465</b>

"N/A" denotes functions not performed by respective Clerk's Offices.

‡ Data not reported to the Administrative Office of the Courts.

‡‡ Data on these workload measures were reported to the Administrative Office of the Courts, but using different counting methods.

\*Figures have been rounded to the nearest dollar.

\*\*St. Mary's County Land Records and License Collections figures are combined.

\*\*\*Statewide totals are reflective only of data reported to the Administrative Office of the Courts.

**The  
District  
Court**

Maryland Judiciary  
Annual Statistical Abstract  
Fiscal Year 2015

## **District Court**

The District Court was created in 1970 by a constitutional amendment proposed by the legislature in 1969 and ratified in 1970. It is the trial court of limited jurisdiction in Maryland. The Court handles all landlord and tenant cases, and has concurrent jurisdiction with circuit courts for other case types. The Court handles civil claims for amounts up to \$30,000, motor vehicle violations, misdemeanors, certain felonies and peace and protective orders. Commissioners in the District Court determine probable cause and establish bail and conditions of release. Commissioners also issue interim peace and protective orders during hours when the Court is closed.

There are 34 locations, with at least one judge in each county and 28 in Baltimore City. The District Court is divided into twelve geographical districts, each containing one or more political subdivisions. There are 116 judgeships, including the Chief Judge.

The following tables provide statistics on the workload in the District Court for Fiscal Year 2015.



District Court of Montgomery County – Rockville Location

**TABLE DC-1  
DISTRICT COURT**

**MOTOR VEHICLE, CRIMINAL AND CIVIL CASES  
FILED AND TERMINATED  
Fiscal Years 2013 through 2015**

	FY 2013		FY 2014		FY 2015	
	Filed	Terminated	Filed	Terminated	Filed	Terminated
<b>District 1</b>	<b>330,827</b>	<b>345,321</b>	<b>278,809</b>	<b>294,012</b>	<b>290,640</b>	<b>309,879</b>
Baltimore City	330,827	345,321	278,809	294,012	290,640	309,879
<b>District 2</b>	<b>83,822</b>	<b>98,927</b>	<b>89,191</b>	<b>102,783</b>	<b>82,416</b>	<b>99,620</b>
Dorchester	11,484	13,628	12,523	15,069	12,201	14,455
Somerset	9,581	11,903	9,302	11,056	8,747	10,684
Wicomico	37,684	43,056	41,372	45,333	37,584	43,435
Worcester	25,073	30,340	25,994	31,325	23,884	31,046
<b>District 3</b>	<b>73,462</b>	<b>87,906</b>	<b>71,292</b>	<b>83,997</b>	<b>67,532</b>	<b>81,100</b>
Caroline	7,579	9,178	8,207	9,770	8,085	10,094
Cecil	33,149	37,895	30,061	32,735	28,401	31,723
Kent	5,435	6,571	5,268	6,424	4,476	5,663
Queen Anne's	13,771	17,150	14,648	17,708	13,185	16,333
Talbot	13,528	17,112	13,108	17,360	13,385	17,287

	FY 2013		FY 2014		FY 2015	
	Filed	Terminated	Filed	Terminated	Filed	Terminated
<b>District 4</b>	<b>77,287</b>	<b>91,223</b>	<b>77,483</b>	<b>89,805</b>	<b>78,353</b>	<b>92,201</b>
Calvert	21,251	25,787	19,379	23,693	18,883	22,893
Charles	37,915	43,801	37,758	42,522	39,728	46,194
St. Mary's	18,121	21,635	20,346	23,590	19,742	23,114
<b>District 5</b>	<b>355,795</b>	<b>402,574</b>	<b>358,790</b>	<b>392,128</b>	<b>356,392</b>	<b>390,254</b>
Prince George's	355,795	402,574	358,790	392,128	356,392	390,254
<b>District 6</b>	<b>177,648</b>	<b>210,153</b>	<b>184,263</b>	<b>210,573</b>	<b>179,409</b>	<b>209,782</b>
Montgomery	177,648	210,153	184,263	210,573	179,409	209,782

**MOTOR VEHICLE, CRIMINAL AND CIVIL CASES  
FILED AND TERMINATED, Continued**

	FY 2013		FY 2014		FY 2015	
	Filed	Terminated	Filed	Terminated	Filed	Terminated
<b>District 7</b>	<b>114,371</b>	<b>126,507</b>	<b>116,453</b>	<b>128,303</b>	<b>102,635</b>	<b>112,601</b>
Anne Arundel	114,371	126,507	116,453	128,303	102,635	112,601
<b>District 8</b>	<b>306,557</b>	<b>327,712</b>	<b>297,410</b>	<b>315,535</b>	<b>291,299</b>	<b>314,043</b>
Baltimore	306,557	327,712	297,410	315,535	291,299	314,043
<b>District 9</b>	<b>58,117</b>	<b>67,096</b>	<b>55,798</b>	<b>63,743</b>	<b>52,730</b>	<b>62,132</b>
Harford	58,117	67,096	55,798	63,743	52,730	62,132

	FY 2013		FY 2014		FY 2015	
	Filed	Terminated	Filed	Terminated	Filed	Terminated
<b>District 10</b>	<b>84,426</b>	<b>101,177</b>	<b>80,232</b>	<b>93,090</b>	<b>82,410</b>	<b>99,113</b>
Howard	59,940	71,088	59,200	66,844	61,419	73,029
Carroll	24,486	30,089	21,032	26,246	20,991	26,084
<b>District 11</b>	<b>75,391</b>	<b>86,834</b>	<b>70,908</b>	<b>80,034</b>	<b>68,726</b>	<b>79,705</b>
Frederick	39,601	46,040	38,377	43,455	36,906	44,168
Washington	35,790	40,794	32,531	36,579	31,820	35,537
<b>District 12</b>	<b>25,952</b>	<b>33,054</b>	<b>22,888</b>	<b>28,633</b>	<b>23,897</b>	<b>28,718</b>
Allegany	16,037	20,693	14,461	17,975	14,610	17,274
Garrett	9,915	12,361	8,427	10,658	9,287	11,444

	FY 2013		FY 2014		FY 2015	
	Filed	Terminated	Filed	Terminated	Filed	Terminated
<b>State Totals</b>	<b>1,763,655</b>	<b>1,978,484</b>	<b>1,703,517</b>	<b>1,882,636</b>	<b>1,676,439</b>	<b>1,879,148</b>

**TABLE DC-2  
DISTRICT COURT**

**MOTOR VEHICLE, CRIMINAL AND CIVIL CASES FILED AND TERMINATED, BY TYPE**

**Fiscal Year 2015**

	FY 2015						
	Motor Vehicle <sup>1</sup>		Criminal <sup>2</sup>		Civil <sup>3</sup>		Landlord-Tenant
	Filed	Terminated	Filed	Terminated	Filed	Terminated	Filed
<b>District 1</b>	<b>59,005</b>	<b>69,144</b>	<b>31,939</b>	<b>39,120</b>	<b>46,987</b>	<b>48,906</b>	<b>152,709</b>
Baltimore City	59,005	69,144	31,939	39,120	46,987	48,906	152,709
<b>District 2</b>	<b>39,264</b>	<b>53,436</b>	<b>10,226</b>	<b>13,422</b>	<b>18,078</b>	<b>17,914</b>	<b>14,848</b>
Dorchester	6,407	8,567	1,341	1,712	2,654	2,377	1,799
Somerset	5,337	7,144	809	970	1,424	1,393	1,177
Wicomico	12,454	17,162	4,001	5,373	10,239	10,010	10,890
Worcester	15,066	20,563	4,075	5,367	3,761	4,134	982
<b>District 3</b>	<b>43,968</b>	<b>55,896</b>	<b>7,176</b>	<b>8,982</b>	<b>9,549</b>	<b>9,383</b>	<b>6,839</b>
Caroline	4,541	6,290	1,097	1,440	1,629	1,546	818
Cecil	16,145	18,873	3,534	4,162	4,083	4,049	4,639
Kent	2,986	4,096	524	627	665	639	301
Queen Anne's	10,277	13,047	986	1,369	1,503	1,498	419
Talbot	10,019	13,590	1,035	1,384	1,669	1,651	662
<b>District 4</b>	<b>38,684</b>	<b>50,138</b>	<b>10,320</b>	<b>12,575</b>	<b>14,450</b>	<b>14,589</b>	<b>14,899</b>
Calvert	10,753	14,030	2,764	3,445	3,769	3,821	1,597
Charles	18,509	23,646	4,935	6,016	7,514	7,762	8,770
St. Mary's	9,422	12,462	2,621	3,114	3,167	3,006	4,532
<b>District 5</b>	<b>128,648</b>	<b>150,991</b>	<b>21,181</b>	<b>30,756</b>	<b>54,924</b>	<b>56,868</b>	<b>151,639</b>
Prince George's	128,648	150,991	21,181	30,756	54,924	56,868	151,639
<b>District 6</b>	<b>82,232</b>	<b>106,357</b>	<b>15,039</b>	<b>20,594</b>	<b>37,673</b>	<b>38,366</b>	<b>44,465</b>
Montgomery	82,232	106,357	15,039	20,594	37,673	38,366	44,465
<b>District 7</b>	<b>39,387</b>	<b>49,455</b>	<b>13,414</b>	<b>15,123</b>	<b>17,425</b>	<b>15,614</b>	<b>32,409</b>
Anne Arundel	39,387	49,455	13,414	15,123	17,425	15,614	32,409
<b>District 8</b>	<b>62,534</b>	<b>79,323</b>	<b>15,458</b>	<b>19,158</b>	<b>54,070</b>	<b>56,325</b>	<b>159,237</b>
Baltimore	62,534	79,323	15,458	19,158	54,070	56,325	159,237
<b>District 9</b>	<b>27,180</b>	<b>34,811</b>	<b>4,516</b>	<b>5,976</b>	<b>8,776</b>	<b>9,087</b>	<b>12,258</b>
Harford	27,180	34,811	4,516	5,976	8,776	9,087	12,258
<b>District 10</b>	<b>43,150</b>	<b>55,260</b>	<b>6,333</b>	<b>8,473</b>	<b>12,398</b>	<b>14,851</b>	<b>20,529</b>
Howard	30,876	39,559	3,660	4,888	8,682	10,381	18,201
Carroll	12,274	15,701	2,673	3,585	3,716	4,470	2,328
<b>District 11</b>	<b>28,898</b>	<b>37,073</b>	<b>7,838</b>	<b>9,954</b>	<b>13,661</b>	<b>14,349</b>	<b>18,329</b>
Frederick	18,802	24,183	3,680	5,061	6,626	7,126	7,798
Washington	10,096	12,890	4,158	4,893	7,035	7,223	10,531
<b>District 12</b>	<b>15,462</b>	<b>19,549</b>	<b>3,715</b>	<b>4,405</b>	<b>3,228</b>	<b>3,272</b>	<b>1,492</b>
Allegany	7,911	10,105	2,914	3,329	2,435	2,490	1,350
Garrett	7,551	9,444	801	1,076	793	782	142

	FY 2015						
	Motor Vehicle <sup>1</sup>		Criminal <sup>2</sup>		Civil <sup>3</sup>		Landlord-Tenant
	Filed	Terminated	Filed	Terminated	Filed	Terminated	Filed
<b>State Totals</b>	<b>608,412</b>	<b>761,433</b>	<b>147,155</b>	<b>188,538</b>	<b>291,219</b>	<b>299,524</b>	<b>629,653</b>

<sup>1</sup>Includes DWI, Serious, and Non-Serious Traffic cases by incident (including cases prepaid before trial), as well as Parking/Red Light Requests for Trial, Natural Resources Citations, and Maryland Transit Administration Citations.

<sup>2</sup>Criminal filings include fugitive warrants.

<sup>3</sup>Civil case filings are comprised of the following categories of filings: Civil complaints, domestic violence case filings, peace order case filings, possession, miscellaneous petitions, aids of execution, municipal infractions, civil citations, emergency evaluations, forfeitures of contraband, and injunctions.

**TABLE DC-3  
DISTRICT COURT**

**MOTOR VEHICLE CASES FILED AND PROCESSED**

Fiscal Year 2015

	Payable, Must Appear & Sec. 21-902 Cases				Other Cases <sup>4</sup>		Totals	
	Filed	Tried <sup>1</sup>	Paid <sup>2</sup>	Other Dispositions <sup>3</sup>	Filed	Terminated	Filed	Terminated
<b>District 1</b>	<b>30,906</b>	<b>12,029</b>	<b>18,777</b>	<b>10,327</b>	<b>28,099</b>	<b>28,011</b>	<b>59,005</b>	<b>69,144</b>
Baltimore City	30,906	12,029	18,777	10,327	28,099	28,011	59,005	69,144
<b>District 2</b>	<b>37,686</b>	<b>9,560</b>	<b>35,345</b>	<b>6,831</b>	<b>1,578</b>	<b>1,700</b>	<b>39,264</b>	<b>53,436</b>
Dorchester	6,082	2,163	5,339	683	325	382	6,407	8,567
Somerset	5,090	695	5,332	861	247	256	5,337	7,144
Wicomico	11,937	2,934	10,587	3,107	517	534	12,454	17,162
Worcester	14,577	3,768	14,087	2,180	489	528	15,066	20,563
<b>District 3</b>	<b>41,556</b>	<b>12,185</b>	<b>36,416</b>	<b>4,914</b>	<b>2,412</b>	<b>2,381</b>	<b>43,968</b>	<b>55,896</b>
Caroline	4,485	1,567	4,142	526	56	55	4,541	6,290
Cecil	14,510	2,356	12,744	2,147	1,635	1,626	16,145	18,873
Kent	2,903	897	2,606	491	83	102	2,986	4,096
Queen Anne's	9,974	3,341	8,288	1,131	303	287	10,277	13,047
Talbot	9,684	4,024	8,636	619	335	311	10,019	13,590

	Payable, Must Appear & Sec. 21-902 Cases				Other Cases <sup>4</sup>		Totals	
	Filed	Tried <sup>1</sup>	Paid <sup>2</sup>	Other Dispositions <sup>3</sup>	Filed	Terminated	Filed	Terminated
<b>District 4</b>	<b>37,521</b>	<b>10,828</b>	<b>29,866</b>	<b>8,326</b>	<b>1,163</b>	<b>1,118</b>	<b>38,684</b>	<b>50,138</b>
Calvert	10,617	3,746	8,066	2,075	136	143	10,753	14,030
Charles	17,790	6,065	14,288	2,591	719	702	18,509	23,646
St. Mary's	9,114	1,017	7,512	3,660	308	273	9,422	12,462
<b>District 5</b>	<b>110,062</b>	<b>27,265</b>	<b>71,993</b>	<b>33,158</b>	<b>18,586</b>	<b>18,575</b>	<b>128,648</b>	<b>150,991</b>
Prince George's	110,062	27,265	71,993	33,158	18,586	18,575	128,648	150,991
<b>District 6</b>	<b>69,177</b>	<b>18,300</b>	<b>57,041</b>	<b>17,970</b>	<b>13,055</b>	<b>13,046</b>	<b>82,232</b>	<b>106,357</b>
Montgomery	69,177	18,300	57,041	17,970	13,055	13,046	82,232	106,357

	Payable, Must Appear & Sec. 21-902 Cases				Other Cases <sup>4</sup>		Totals	
	Filed	Tried <sup>1</sup>	Paid <sup>2</sup>	Other Dispositions <sup>3</sup>	Filed	Terminated	Filed	Terminated
<b>District 7</b>	<b>36,413</b>	<b>13,467</b>	<b>25,039</b>	<b>8,045</b>	<b>2,974</b>	<b>2,904</b>	<b>39,387</b>	<b>49,455</b>
Anne Arundel	36,413	13,467	25,039	8,045	2,974	2,904	39,387	49,455
<b>District 8</b>	<b>55,643</b>	<b>25,293</b>	<b>38,391</b>	<b>8,669</b>	<b>6,891</b>	<b>6,970</b>	<b>62,534</b>	<b>79,323</b>
Baltimore	55,643	25,293	38,391	8,669	6,891	6,970	62,534	79,323
<b>District 9</b>	<b>26,883</b>	<b>8,426</b>	<b>24,082</b>	<b>1,999</b>	<b>297</b>	<b>304</b>	<b>27,180</b>	<b>34,811</b>
Harford	26,883	8,426	24,082	1,999	297	304	27,180	34,811

	Payable, Must Appear & Sec. 21-902 Cases				Other Cases <sup>4</sup>		Totals	
	Filed	Tried <sup>1</sup>	Paid <sup>2</sup>	Other Dispositions <sup>3</sup>	Filed	Terminated	Filed	Terminated
<b>District 10</b>	<b>42,190</b>	<b>15,738</b>	<b>32,685</b>	<b>5,868</b>	<b>960</b>	<b>969</b>	<b>43,150</b>	<b>55,260</b>
Howard	30,029	10,293	23,903	4,499	847	864	30,876	39,559
Carroll	12,161	5,445	8,782	1,369	113	105	12,274	15,701
<b>District 11</b>	<b>27,808</b>	<b>7,286</b>	<b>24,743</b>	<b>3,896</b>	<b>1,090</b>	<b>1,148</b>	<b>28,898</b>	<b>37,073</b>
Frederick	18,194	4,862	16,250	2,416	608	655	18,802	24,183
Washington	9,614	2,424	8,493	1,480	482	493	10,096	12,890
<b>District 12</b>	<b>14,577</b>	<b>2,457</b>	<b>15,327</b>	<b>883</b>	<b>885</b>	<b>882</b>	<b>15,462</b>	<b>19,549</b>
Allegany	7,559	1,715	7,502	521	352	367	7,911	10,105
Garrett	7,018	742	7,825	362	533	515	7,551	9,444

	Payable, Must Appear & Sec. 21-902 Cases				Other Cases <sup>4</sup>		Totals	
	Filed	Tried <sup>1</sup>	Paid <sup>2</sup>	Other Dispositions <sup>3</sup>	Filed	Terminated	Filed	Terminated
<b>State Totals</b>	<b>530,422</b>	<b>162,834</b>	<b>409,705</b>	<b>110,886</b>	<b>77,990</b>	<b>78,008</b>	<b>608,412</b>	<b>761,433</b>

<sup>1</sup>Represents the number of incidents with the following verdict types: Guilty, Nolo Contendere, Not Guilty/Judgment of Acquittal, Not Criminally Responsible, and Probation Before Judgment.

<sup>2</sup>Represents the number of non-serious incidents in which all of the citations in the incident were paid before trial.

<sup>3</sup>Represents the number of incidents with the following dispositions: Nolle Prosequi, Stet, Merge, Jury Trial Prayed, Forwarded to Circuit Court, Forwarded to Juvenile Authorities, Abated by Death, Dismissed, and Incompetent to Stand Trial.

<sup>4</sup>Includes Parking/Red Light Requests for Trial, Natural Resources Citations, and Maryland Transit Administration Citations.



**TABLE DC-4  
DISTRICT COURT**

**CRIMINAL CASES: MANNER OF DISPOSITION**

**Fiscal Year 2015**

	<b>Guilty</b>	<b>Not Guilty</b>	<b>Probation Before Judgment</b>	<b>Forwarded to Circuit Court</b>	<b>Jury Trial Prayer</b>	<b>Nolle Prosequi</b>	<b>Stet</b>	<b>Dismissed</b>	<b>Other</b>	<b>Total</b>
<b>District 1</b>	<b>5,297</b>	<b>1,178</b>	<b>1,583</b>	<b>4,584</b>	<b>5,697</b>	<b>19,055</b>	<b>1,531</b>	<b>154</b>	<b>41</b>	<b>39,120</b>
Baltimore City	5,297	1,178	1,583	4,584	5,697	19,055	1,531	154	41	39,120
<b>District 2</b>	<b>3,106</b>	<b>542</b>	<b>1,904</b>	<b>877</b>	<b>346</b>	<b>4,733</b>	<b>1,805</b>	<b>90</b>	<b>19</b>	<b>13,422</b>
Dorchester	433	68	161	122	55	713	159	0	1	1,712
Somerset	183	42	97	46	23	416	158	5	0	970
Wicomico	1,544	239	595	345	177	1,611	842	14	6	5,373
Worcester	946	193	1,051	364	91	1,993	646	71	12	5,367
<b>District 3</b>	<b>2,038</b>	<b>259</b>	<b>708</b>	<b>660</b>	<b>1,487</b>	<b>2,689</b>	<b>1,098</b>	<b>12</b>	<b>31</b>	<b>8,982</b>
Caroline	323	40	90	96	236	509	140	0	6	1,440
Cecil	798	52	226	307	933	1,160	660	4	22	4,162
Kent	137	20	56	57	47	236	71	2	1	627
Queen Anne's	336	38	102	110	230	410	142	1	0	1,369
Talbot	444	109	234	90	41	374	85	5	2	1,384
<b>District 4</b>	<b>3,226</b>	<b>804</b>	<b>1,603</b>	<b>734</b>	<b>499</b>	<b>3,438</b>	<b>2,152</b>	<b>88</b>	<b>31</b>	<b>12,575</b>
Calvert	872	220	421	139	104	932	707	36	14	3,445
Charles	1,298	470	1,011	485	272	1,505	958	6	11	6,016
St. Mary's	1,056	114	171	110	123	1,001	487	46	6	3,114
<b>District 5</b>	<b>1,091</b>	<b>678</b>	<b>457</b>	<b>1,570</b>	<b>1,627</b>	<b>16,638</b>	<b>8,462</b>	<b>204</b>	<b>29</b>	<b>30,756</b>
Prince George's	1,091	678	457	1,570	1,627	16,638	8,462	204	29	30,756
<b>District 6</b>	<b>4,181</b>	<b>305</b>	<b>1,205</b>	<b>1,289</b>	<b>36</b>	<b>13,030</b>	<b>487</b>	<b>36</b>	<b>25</b>	<b>20,594</b>
Montgomery	4,181	305	1,205	1,289	36	13,030	487	36	25	20,594



**CRIMINAL CASES: MANNER OF DISPOSITION, Continued**

**Fiscal Year 2015**

	<b>Guilty</b>	<b>Not Guilty</b>	<b>Probation Before Judgment</b>	<b>Forwarded to Circuit Court</b>	<b>Jury Trial Prayer</b>	<b>Nolle Prosequi</b>	<b>Stet</b>	<b>Dismissed</b>	<b>Other</b>	<b>Total</b>
<b>District 7</b>	<b>2,747</b>	<b>1,044</b>	<b>1,594</b>	<b>1,278</b>	<b>799</b>	<b>5,910</b>	<b>1,668</b>	<b>24</b>	<b>59</b>	<b>15,123</b>
Anne Arundel	2,747	1,044	1,594	1,278	799	5,910	1,668	24	59	15,123
<b>District 8</b>	<b>3,160</b>	<b>752</b>	<b>1,761</b>	<b>2,444</b>	<b>2,145</b>	<b>4,119</b>	<b>3,901</b>	<b>815</b>	<b>61</b>	<b>19,158</b>
Baltimore	3,160	752	1,761	2,444	2,145	4,119	3,901	815	61	19,158
<b>District 9</b>	<b>1,717</b>	<b>345</b>	<b>536</b>	<b>367</b>	<b>709</b>	<b>1,292</b>	<b>889</b>	<b>102</b>	<b>19</b>	<b>5,976</b>
Harford	1,717	345	536	367	709	1,292	889	102	19	5,976
<b>District 10</b>	<b>1,442</b>	<b>245</b>	<b>1,109</b>	<b>527</b>	<b>702</b>	<b>3,145</b>	<b>1,252</b>	<b>24</b>	<b>27</b>	<b>8,473</b>
Howard	735	138	663	323	251	2,163	595	9	11	4,888
Carroll	707	107	446	204	451	982	657	15	16	3,585
<b>District 11</b>	<b>2,282</b>	<b>223</b>	<b>829</b>	<b>806</b>	<b>1,037</b>	<b>3,689</b>	<b>1,040</b>	<b>23</b>	<b>25</b>	<b>9,954</b>
Frederick	1,132	76	513	333	680	1,945	359	3	20	5,061
Washington	1,150	147	316	473	357	1,744	681	20	5	4,893
<b>District 12</b>	<b>1,200</b>	<b>63</b>	<b>616</b>	<b>258</b>	<b>415</b>	<b>1,254</b>	<b>596</b>	<b>3</b>	<b>0</b>	<b>4,405</b>
Allegany	967	51	380	214	402	859	453	3	0	3,329
Garrett	233	12	236	44	13	395	143	0	0	1,076
<b>State Totals</b>	<b>31,487</b>	<b>6,438</b>	<b>13,905</b>	<b>15,394</b>	<b>15,499</b>	<b>78,992</b>	<b>24,881</b>	<b>1,575</b>	<b>367</b>	<b>188,538</b>

**TABLE DC-5  
DISTRICT COURT**

**DWI CASES FILED AND TERMINATED<sup>1</sup>**

Fiscal Years 2013 through 2015

	FY 2013		FY 2014		FY 2015	
	Filed	Terminated	Filed	Terminated	Filed	Terminated
<b>District 1</b>	<b>911</b>	<b>1,007</b>	<b>1,085</b>	<b>1,329</b>	<b>946</b>	<b>1,169</b>
Baltimore City	911	1,007	1,085	1,329	946	1,169
<b>District 2</b>	<b>1,378</b>	<b>1,981</b>	<b>1,479</b>	<b>2,176</b>	<b>1,465</b>	<b>2,092</b>
Dorchester	116	137	121	154	134	160
Somerset	103	176	126	164	121	163
Wicomico	413	617	512	757	517	778
Worcester	746	1,051	720	1,101	693	991
<b>District 3</b>	<b>1,211</b>	<b>1,533</b>	<b>1,196</b>	<b>1,321</b>	<b>1,088</b>	<b>1,194</b>
Caroline	121	204	106	121	111	178
Cecil	507	457	489	380	461	350
Kent	99	155	125	164	111	172
Queen Anne's	222	391	258	371	218	250
Talbot	262	326	218	285	187	244

	FY 2013		FY 2014		FY 2015	
	Filed	Terminated	Filed	Terminated	Filed	Terminated
<b>District 4</b>	<b>1,832</b>	<b>2,468</b>	<b>1,739</b>	<b>2,384</b>	<b>1,639</b>	<b>2,176</b>
Calvert	634	881	608	831	557	762
Charles	783	970	737	952	742	922
St. Mary's	415	617	394	601	340	492
<b>District 5</b>	<b>2,425</b>	<b>2,868</b>	<b>2,707</b>	<b>2,961</b>	<b>2,441</b>	<b>2,636</b>
Prince George's	2,425	2,868	2,707	2,961	2,441	2,636
<b>District 6</b>	<b>3,125</b>	<b>4,346</b>	<b>3,245</b>	<b>4,527</b>	<b>3,179</b>	<b>4,262</b>
Montgomery	3,125	4,346	3,245	4,527	3,179	4,262

	FY 2013		FY 2014		FY 2015	
	Filed	Terminated	Filed	Terminated	Filed	Terminated
<b>District 7</b>	<b>1,769</b>	<b>2,259</b>	<b>1,921</b>	<b>2,635</b>	<b>1,725</b>	<b>2,149</b>
Anne Arundel	1,769	2,259	1,921	2,635	1,725	2,149
<b>District 8</b>	<b>1,892</b>	<b>2,626</b>	<b>2,123</b>	<b>2,469</b>	<b>2,078</b>	<b>2,471</b>
Baltimore	1,892	2,626	2,123	2,469	2,078	2,471
<b>District 9</b>	<b>787</b>	<b>1,002</b>	<b>639</b>	<b>921</b>	<b>677</b>	<b>882</b>
Harford	787	1,002	639	921	677	882

	FY 2013		FY 2014		FY 2015	
	Filed	Terminated	Filed	Terminated	Filed	Terminated
<b>District 10</b>	<b>1,734</b>	<b>2,126</b>	<b>1,572</b>	<b>1,980</b>	<b>1,463</b>	<b>1,893</b>
Howard	1,061	1,455	1,024	1,345	935	1,314
Carroll	673	671	548	635	528	579
<b>District 11</b>	<b>1,174</b>	<b>1,323</b>	<b>1,039</b>	<b>1,319</b>	<b>1,081</b>	<b>1,235</b>
Frederick	678	655	626	766	660	750
Washington	496	668	413	553	421	485
<b>District 12</b>	<b>413</b>	<b>663</b>	<b>405</b>	<b>610</b>	<b>344</b>	<b>439</b>
Allegany	298	475	281	443	220	271
Garrett	115	188	124	167	124	168

	FY 2013		FY 2014		FY 2015	
	Filed	Terminated	Filed	Terminated	Filed	Terminated
<b>State Totals</b>	<b>18,651</b>	<b>24,202</b>	<b>19,150</b>	<b>24,632</b>	<b>18,126</b>	<b>22,598</b>

<sup>1</sup>DWI cases filed and terminated reflect the number of incidents, which may include multiple citations.

**TABLE DC-6  
DISTRICT COURT**

**DWI CASES: MANNER OF DISPOSITION**

Fiscal Year 2015

	Guilty	Not Guilty	Probation Before Judgment	Dismissed	Nolle Prosequi	Stet	Merged	Jury Trial Prayer	Other	Total
<b>District 1</b>	<b>302</b>	<b>40</b>	<b>502</b>	<b>4</b>	<b>257</b>	<b>26</b>	<b>0</b>	<b>30</b>	<b>8</b>	<b>1,169</b>
Baltimore City	302	40	502	4	257	26	0	30	8	1,169
<b>District 2</b>	<b>725</b>	<b>63</b>	<b>1,044</b>	<b>3</b>	<b>187</b>	<b>30</b>	<b>0</b>	<b>35</b>	<b>5</b>	<b>2,092</b>
Dorchester	54	1	51	0	48	0	0	6	0	160
Somerset	39	3	70	0	37	11	0	3	0	163
Wicomico	295	9	382	1	54	18	0	17	2	778
Worcester	337	50	541	2	48	1	0	9	3	991
<b>District 3</b>	<b>322</b>	<b>85</b>	<b>329</b>	<b>3</b>	<b>281</b>	<b>72</b>	<b>0</b>	<b>87</b>	<b>15</b>	<b>1,194</b>
Caroline	59	6	51	0	52	0	0	10	0	178
Cecil	31	3	72	0	129	54	0	53	8	350
Kent	55	8	48	0	40	14	0	5	2	172
Queen Anne's	105	14	67	2	39	4	0	16	3	250
Talbot	72	54	91	1	21	0	0	3	2	244
<b>District 4</b>	<b>567</b>	<b>43</b>	<b>1,037</b>	<b>6</b>	<b>417</b>	<b>31</b>	<b>0</b>	<b>52</b>	<b>23</b>	<b>2,176</b>
Calvert	169	20	397	4	137	16	0	14	5	762
Charles	223	13	480	0	152	9	0	31	14	922
St. Mary's	175	10	160	2	128	6	0	7	4	492
<b>District 5</b>	<b>56</b>	<b>34</b>	<b>136</b>	<b>11</b>	<b>1,770</b>	<b>77</b>	<b>0</b>	<b>542</b>	<b>10</b>	<b>2,636</b>
Prince George's	56	34	136	11	1,770	77	0	542	10	2,636
<b>District 6</b>	<b>1,079</b>	<b>84</b>	<b>2,063</b>	<b>20</b>	<b>955</b>	<b>42</b>	<b>1</b>	<b>6</b>	<b>12</b>	<b>4,262</b>
Montgomery	1,079	84	2,063	20	955	42	1	6	12	4,262

**DWI CASES: MANNER OF DISPOSITION, Continued**

**Fiscal Year 2015**

	Guilty	Not Guilty	Probation Before Judgment	Dismissed	Nolle Prosequi	Stet	Merged	Jury Trial Prayer	Other	Total
<b>District 7</b>	<b>491</b>	<b>65</b>	<b>1,008</b>	<b>2</b>	<b>452</b>	<b>95</b>	<b>1</b>	<b>20</b>	<b>15</b>	<b>2,149</b>
Anne Arundel	491	65	1,008	2	452	95	1	20	15	2,149
<b>District 8</b>	<b>623</b>	<b>83</b>	<b>1,356</b>	<b>7</b>	<b>245</b>	<b>5</b>	<b>0</b>	<b>140</b>	<b>12</b>	<b>2,471</b>
Baltimore	623	83	1,356	7	245	5	0	140	12	2,471
<b>District 9</b>	<b>379</b>	<b>17</b>	<b>332</b>	<b>0</b>	<b>60</b>	<b>22</b>	<b>0</b>	<b>63</b>	<b>9</b>	<b>882</b>
Harford	379	17	332	0	60	22	0	63	9	882
<b>District 10</b>	<b>437</b>	<b>50</b>	<b>1,101</b>	<b>4</b>	<b>197</b>	<b>9</b>	<b>0</b>	<b>87</b>	<b>8</b>	<b>1,893</b>
Howard	327	34	781	3	126	5	0	32	6	1,314
Carroll	110	16	320	1	71	4	0	55	2	579
<b>District 11</b>	<b>305</b>	<b>10</b>	<b>626</b>	<b>2</b>	<b>188</b>	<b>1</b>	<b>0</b>	<b>86</b>	<b>17</b>	<b>1,235</b>
Frederick	161	3	366	1	139	0	0	69	11	750
Washington	144	7	260	1	49	1	0	17	6	485
<b>District 12</b>	<b>151</b>	<b>2</b>	<b>215</b>	<b>0</b>	<b>47</b>	<b>13</b>	<b>0</b>	<b>9</b>	<b>2</b>	<b>439</b>
Allegany	98	2	137	0	23	2	0	8	1	271
Garrett	53	0	78	0	24	11	0	1	1	168
<b>State Totals</b>	<b>5,437</b>	<b>576</b>	<b>9,749</b>	<b>62</b>	<b>5,056</b>	<b>423</b>	<b>2</b>	<b>1,157</b>	<b>136</b>	<b>22,598</b>

**TABLE DC-7  
DISTRICT COURT**

**DOMESTIC VIOLENCE CASES FILED AND TERMINATED**

Fiscal Years 2013 through 2015

	FY 2013		FY 2014		FY 2015	
	Filed <sup>1</sup>	Terminated <sup>2</sup>	Filed <sup>1</sup>	Terminated <sup>2</sup>	Filed <sup>1</sup>	Terminated <sup>2</sup>
<b>District 1</b>	<b>4,526</b>	<b>4,447</b>	<b>4,134</b>	<b>4,060</b>	<b>4,433</b>	<b>4,273</b>
Baltimore City	4,526	4,447	4,134	4,060	4,433	4,273
<b>District 2</b>	<b>858</b>	<b>803</b>	<b>917</b>	<b>887</b>	<b>916</b>	<b>852</b>
Dorchester	153	146	131	135	163	156
Somerset	82	79	95	89	71	67
Wicomico	422	393	459	434	477	435
Worcester	201	185	232	229	205	194
<b>District 3</b>	<b>1,126</b>	<b>1,028</b>	<b>954</b>	<b>848</b>	<b>975</b>	<b>874</b>
Caroline	185	163	164	146	146	128
Cecil	518	458	455	410	494	439
Kent	88	88	65	56	66	62
Queen Anne's	220	208	175	146	162	147
Talbot	115	111	95	90	107	98

	FY 2013		FY 2014		FY 2015	
	Filed <sup>1</sup>	Terminated <sup>2</sup>	Filed <sup>1</sup>	Terminated <sup>2</sup>	Filed <sup>1</sup>	Terminated <sup>2</sup>
<b>District 4</b>	<b>1,633</b>	<b>1,477</b>	<b>1,450</b>	<b>1,305</b>	<b>1,476</b>	<b>1,324</b>
Calvert	389	345	296	280	321	271
Charles	809	729	712	623	705	630
St. Mary's	435	403	442	402	450	423
<b>District 5</b>	<b>5,295</b>	<b>4,778</b>	<b>5,236</b>	<b>4,789</b>	<b>5,159</b>	<b>4,784</b>
Prince George's	5,295	4,778	5,236	4,789	5,159	4,784
<b>District 6</b>	<b>2,178</b>	<b>1,864</b>	<b>2,159</b>	<b>1,850</b>	<b>2,331</b>	<b>2,036</b>
Montgomery	2,178	1,864	2,159	1,850	2,331	2,036

	FY 2013		FY 2014		FY 2015	
	Filed <sup>1</sup>	Terminated <sup>2</sup>	Filed <sup>1</sup>	Terminated <sup>2</sup>	Filed <sup>1,3</sup>	Terminated <sup>2,3</sup>
<b>District 7</b>	<b>2,365</b>	<b>2,158</b>	<b>2,219</b>	<b>2,053</b>	<b>2,284</b>	<b>3,279</b>
Anne Arundel	2,365	2,158	2,219	2,053	2,284	3,279
<b>District 8</b>	<b>3,359</b>	<b>3,228</b>	<b>3,288</b>	<b>3,221</b>	<b>3,255</b>	<b>3,137</b>
Baltimore	3,359	3,228	3,288	3,221	3,255	3,137
<b>District 9</b>	<b>838</b>	<b>778</b>	<b>778</b>	<b>706</b>	<b>703</b>	<b>638</b>
Harford	838	778	778	706	703	638

	FY 2013		FY 2014		FY 2015	
	Filed <sup>1</sup>	Terminated <sup>2</sup>	Filed <sup>1</sup>	Terminated <sup>2</sup>	Filed <sup>1</sup>	Terminated <sup>2</sup>
<b>District 10</b>	<b>975</b>	<b>875</b>	<b>889</b>	<b>822</b>	<b>909</b>	<b>833</b>
Howard	559	489	507	476	519	468
Carroll	416	386	382	346	390	365
<b>District 11</b>	<b>1,883</b>	<b>1,799</b>	<b>1,827</b>	<b>1,715</b>	<b>1,958</b>	<b>1,830</b>
Frederick	697	662	708	663	723	680
Washington	1,186	1,137	1,119	1,052	1,235	1,150
<b>District 12</b>	<b>497</b>	<b>488</b>	<b>464</b>	<b>449</b>	<b>485</b>	<b>482</b>
Allegany	365	351	360	347	366	371
Garrett	132	137	104	102	119	111

	FY 2013		FY 2014		FY 2015	
	Filed <sup>1</sup>	Terminated <sup>2</sup>	Filed <sup>1</sup>	Terminated <sup>2</sup>	Filed <sup>1</sup>	Terminated <sup>2</sup>
<b>State Totals</b>	<b>25,533</b>	<b>23,723</b>	<b>24,315</b>	<b>22,705</b>	<b>24,884</b>	<b>24,342</b>

<sup>1</sup>Filings include child abuse, domestic violence, and vulnerable adult cases filed.

<sup>2</sup>Terminations represent the total number of final protective orders granted, denied and dismissed; temporary orders denied and dismissed; and interim orders denied.

<sup>3</sup>Filings and terminations reported for the District Court in Anne Arundel County in FY 2015 may not be directly comparable to other jurisdictions due to the conversion to Maryland Electronic Courts (MDEC) during that fiscal year.

TABLE DC-8  
DISTRICT COURT

PEACE ORDER CASES FILED AND TERMINATED

Fiscal Years 2013 through 2015

	FY 2013		FY 2014		FY 2015	
	Filed	Terminated <sup>1</sup>	Filed	Terminated <sup>1</sup>	Filed	Terminated <sup>1</sup>
<b>District 1</b>	<b>3,543</b>	<b>3,509</b>	<b>3,583</b>	<b>3,565</b>	<b>3,784</b>	<b>3,772</b>
Baltimore City	3,543	3,509	3,583	3,565	3,784	3,772
<b>District 2</b>	<b>784</b>	<b>782</b>	<b>745</b>	<b>723</b>	<b>723</b>	<b>739</b>
Dorchester	168	166	128	126	169	181
Somerset	66	67	73	74	67	66
Wicomico	387	382	373	359	346	352
Worcester	163	167	171	164	141	140
<b>District 3</b>	<b>648</b>	<b>646</b>	<b>550</b>	<b>540</b>	<b>571</b>	<b>560</b>
Caroline	102	106	88	87	85	79
Cecil	223	221	197	193	218	217
Kent	77	78	48	49	61	59
Queen Anne's	131	130	134	129	115	113
Talbot	115	111	83	82	92	92

	FY 2013		FY 2014		FY 2015	
	Filed	Terminated <sup>1</sup>	Filed	Terminated <sup>1</sup>	Filed	Terminated <sup>1</sup>
<b>District 4</b>	<b>1,371</b>	<b>1,352</b>	<b>1,170</b>	<b>1,184</b>	<b>1,255</b>	<b>1,247</b>
Calvert	291	286	206	207	270	266
Charles	778	757	644	656	708	705
St. Mary's	302	309	320	321	277	276
<b>District 5</b>	<b>4,214</b>	<b>4,357</b>	<b>4,250</b>	<b>4,275</b>	<b>4,087</b>	<b>4,024</b>
Prince George's	4,214	4,357	4,250	4,275	4,087	4,024
<b>District 6</b>	<b>2,168</b>	<b>2,090</b>	<b>2,171</b>	<b>2,123</b>	<b>2,293</b>	<b>2,222</b>
Montgomery	2,168	2,090	2,171	2,123	2,293	2,222

	FY 2013		FY 2014		FY 2015	
	Filed	Terminated <sup>1</sup>	Filed	Terminated <sup>1</sup>	Filed	Terminated <sup>1</sup>
<b>District 7</b>	<b>1,954</b>	<b>1,903</b>	<b>1,791</b>	<b>1,784</b>	<b>1,844</b>	<b>1,631</b>
Anne Arundel	1,954	1,903	1,791	1,784	1,844	1,631
<b>District 8</b>	<b>2,661</b>	<b>2,607</b>	<b>2,440</b>	<b>2,445</b>	<b>2,492</b>	<b>2,462</b>
Baltimore	2,661	2,607	2,440	2,445	2,492	2,462
<b>District 9</b>	<b>548</b>	<b>534</b>	<b>589</b>	<b>593</b>	<b>561</b>	<b>559</b>
Harford	548	534	589	593	561	559

	FY 2013		FY 2014		FY 2015	
	Filed	Terminated <sup>1</sup>	Filed	Terminated <sup>1</sup>	Filed	Terminated <sup>1</sup>
<b>District 10</b>	<b>905</b>	<b>890</b>	<b>875</b>	<b>880</b>	<b>766</b>	<b>764</b>
Howard	416	414	459	444	384	379
Carroll	489	476	416	436	382	385
<b>District 11</b>	<b>1,494</b>	<b>1,481</b>	<b>1,371</b>	<b>1,388</b>	<b>1,291</b>	<b>1,237</b>
Frederick	628	623	639	641	563	555
Washington	866	858	732	747	728	682
<b>District 12</b>	<b>257</b>	<b>257</b>	<b>249</b>	<b>242</b>	<b>270</b>	<b>263</b>
Allegany	190	190	186	178	206	202
Garrett	67	67	63	64	64	61

	FY 2013		FY 2014		FY 2015	
	Filed	Terminated <sup>1</sup>	Filed	Terminated <sup>1</sup>	Filed	Terminated <sup>1</sup>
<b>State Totals</b>	<b>20,547</b>	<b>20,408</b>	<b>19,784</b>	<b>19,742</b>	<b>19,937</b>	<b>19,480</b>

<sup>1</sup>Peace Order Cases Terminated equal the number of interim orders denied, plus temporary orders denied and dismissed, plus final peace orders granted, denied and dismissed.

**TABLE DC-9  
DISTRICT COURT**

**DOMESTIC VIOLENCE DISPOSITIONS**

Fiscal Year 2015

	<b>Cases Filed</b>	<b>Transfers to Circuit Court</b>	<b>Interim Orders Granted</b>	<b>Temporary Orders Granted</b>	<b>Temporary Orders Reissued</b>	<b>Protective Orders Granted</b>	<b>Appeals</b>
<b>District 1</b>	<b>4,433</b>	<b>99</b>	<b>2,171</b>	<b>2,453</b>	<b>2,318</b>	<b>999</b>	<b>55</b>
Baltimore City	4,433	99	2,171	2,453	2,318	999	55
<b>District 2</b>	<b>916</b>	<b>46</b>	<b>260</b>	<b>643</b>	<b>277</b>	<b>291</b>	<b>10</b>
Dorchester	163	4	59	129	28	66	1
Somerset	71	3	15	52	7	28	0
Wicomico	477	39	142	321	170	133	6
Worcester	205	0	44	141	72	64	3
<b>District 3</b>	<b>975</b>	<b>75</b>	<b>331</b>	<b>641</b>	<b>544</b>	<b>302</b>	<b>19</b>
Caroline	146	21	56	99	33	53	0
Cecil	494	37	154	338	430	133	11
Kent	66	6	19	38	26	18	0
Queen Anne's	162	6	47	91	37	52	4
Talbot	107	5	55	75	18	46	4
<b>District 4</b>	<b>1,476</b>	<b>139</b>	<b>857</b>	<b>988</b>	<b>330</b>	<b>443</b>	<b>31</b>
Calvert	321	38	160	233	71	104	9
Charles	705	68	475	426	100	199	18
St. Mary's	450	33	222	329	159	140	4
<b>District 5</b>	<b>5,159</b>	<b>264</b>	<b>2,562</b>	<b>3,198</b>	<b>1,348</b>	<b>1,635</b>	<b>61</b>
Prince George's	5,159	264	2,562	3,198	1,348	1,635	61
<b>District 6</b>	<b>2,331</b>	<b>7</b>	<b>944</b>	<b>1,434</b>	<b>523</b>	<b>827</b>	<b>43</b>
Montgomery	2,331	7	944	1,434	523	827	43
<b>District 7</b>	<b>*</b>	<b>*</b>	<b>*</b>	<b>*</b>	<b>*</b>	<b>*</b>	<b>*</b>
Anne Arundel	*	*	*	*	*	*	*
<b>District 8</b>	<b>3,255</b>	<b>41</b>	<b>1,243</b>	<b>2,036</b>	<b>1,698</b>	<b>830</b>	<b>78</b>
Baltimore	3,255	41	1,243	2,036	1,698	830	78
<b>District 9</b>	<b>703</b>	<b>61</b>	<b>358</b>	<b>431</b>	<b>152</b>	<b>259</b>	<b>11</b>
Harford	703	61	358	431	152	259	11
<b>District 10</b>	<b>909</b>	<b>61</b>	<b>456</b>	<b>648</b>	<b>139</b>	<b>240</b>	<b>23</b>
Howard	519	30	229	322	74	118	18
Carroll	390	31	227	326	65	122	5
<b>District 11</b>	<b>1,958</b>	<b>101</b>	<b>789</b>	<b>1,291</b>	<b>320</b>	<b>595</b>	<b>20</b>
Frederick	723	39	262	512	99	229	8
Washington	1,235	62	527	779	221	366	12
<b>District 12</b>	<b>485</b>	<b>1</b>	<b>203</b>	<b>306</b>	<b>73</b>	<b>155</b>	<b>12</b>
Allegany	366	0	154	224	63	109	6
Garrett	119	1	49	82	10	46	6
<b>State Totals</b>	<b>24,884</b>	<b>895</b>	<b>10,174</b>	<b>14,069</b>	<b>7,722</b>	<b>6,576</b>	<b>363</b>

\*Due to the transition to Maryland Electronic Courts (MDEC) during FY 2015, data for the District Court in Anne Arundel County are not included in this table for purposes of comparability across jurisdictions reporting data from multiple source systems.

**TABLE DC-10  
DISTRICT COURT**

**PEACE ORDER DISPOSITIONS**

Fiscal Year 2015

	Cases Filed	Interim Orders Granted	Temporary Orders Granted	Peace Orders Granted	Appeals
<b>District 1</b>	<b>3,784</b>	<b>2,100</b>	<b>2,891</b>	<b>867</b>	<b>12</b>
Baltimore City	3,784	2,100	2,891	867	12
<b>District 2</b>	<b>723</b>	<b>129</b>	<b>696</b>	<b>336</b>	<b>4</b>
Dorchester	169	26	171	110	2
Somerset	67	5	63	39	0
Wicomico	346	77	313	125	0
Worcester	141	21	149	62	2
<b>District 3</b>	<b>571</b>	<b>140</b>	<b>518</b>	<b>225</b>	<b>0</b>
Caroline	85	11	67	37	0
Cecil	218	40	230	73	0
Kent	61	24	41	23	0
Queen Anne's	115	32	109	43	0
Talbot	92	33	71	49	0
<b>District 4</b>	<b>1,255</b>	<b>529</b>	<b>1,069</b>	<b>498</b>	<b>12</b>
Calvert	270	110	220	111	3
Charles	708	313	569	283	5
St. Mary's	277	106	280	104	4
<b>District 5</b>	<b>4,087</b>	<b>1,707</b>	<b>3,426</b>	<b>1,321</b>	<b>16</b>
Prince George's	4,087	1,707	3,426	1,321	16
<b>District 6</b>	<b>2,293</b>	<b>785</b>	<b>1,623</b>	<b>887</b>	<b>21</b>
Montgomery	2,293	785	1,623	887	21
<b>District 7</b>	<b>*</b>	<b>*</b>	<b>*</b>	<b>*</b>	<b>*</b>
Anne Arundel	*	*	*	*	*
<b>District 8</b>	<b>2,492</b>	<b>732</b>	<b>2,584</b>	<b>766</b>	<b>19</b>
Baltimore	2,492	732	2,584	766	19
<b>District 9</b>	<b>561</b>	<b>228</b>	<b>412</b>	<b>226</b>	<b>4</b>
Harford	561	228	412	226	4
<b>District 10</b>	<b>766</b>	<b>215</b>	<b>555</b>	<b>247</b>	<b>12</b>
Howard	384	112	279	110	5
Carroll	382	103	276	137	7
<b>District 11</b>	<b>1,291</b>	<b>422</b>	<b>1,251</b>	<b>511</b>	<b>5</b>
Frederick	563	164	531	212	2
Washington	728	258	720	299	3
<b>District 12</b>	<b>270</b>	<b>101</b>	<b>236</b>	<b>103</b>	<b>0</b>
Allegany	206	71	190	77	0
Garrett	64	30	46	26	0
<b>State Totals</b>	<b>19,937</b>	<b>7,088</b>	<b>15,261</b>	<b>5,987</b>	<b>105</b>

\*Due to the transition to Maryland Electronic Courts (MDEC), FY 2015 data for the District Court in Anne Arundel County are not included in this table for purposes of comparability across jurisdictions reporting data from multiple source systems.





Administrative Office of the Courts  
Court Operations  
2001 E/F Commerce Park Drive  
Annapolis, MD 21401  
410-260-1737

[mdcourts.gov](http://mdcourts.gov)